



2015 BETHUNE-COOKMAN FOOTBALL GAME NOTES

Bethune-Cookman Athletic Communications • 640 Dr. Mary McLeod Bethune Blvd. • Daytona Beach, FL 32114
BCUathletics.com • Facebook: Facebook.com/BCUathletics • Twitter: @BCUGridIron • Instagram: @BCUathletics
Home to Seven MEAC Championships (1984, 1988, 2002, 2010, 2012, 2013, 2014)

GAME INFORMATION

Date / Time: Sat., Oct. 3, 2015 / 4 p.m. ET
Site: Durham, N.C. / O'Kelly-Riddick Stadium (10,000)
National TV: ESPN
Play-by-Play: Roy Philpott; **Analyst:** Jay Walker
Regional Radio: WELE 1380 AM / WSR 1490 AM / WSOS 99.5 FM & 1170 AM
Play-by-Play: Nick Rice; **Analyst:** Larry Wesley;
Sideline: Terrance Gatling
Satellite Radio: None
Live Video Stream: WatchESPN
Twitter Updates: @BCUGridIron / @BCUathletics
Series: Bethune-Cookman leads, 5-1
Daytona Beach: Bethune-Cookman leads, 2-1
Durham: Bethune-Cookman leads, 3-0
Neutral Site: No meetings
First Meeting: 1994 — L, 5-24
Last Meeting: 2014 — W, 34-20
Streak: Bethune-Cookman, 5 wins

BETHUNE-COOKMAN 3-1, 1-0 MEAC

2015: 3-1, 1-0 MEAC
Ranking: NR — STATS LLC, NR — Coaches
Last Game: Sept. 26, 2015 (Daytona Beach, Fla.)
defeated Savannah State, 42-12
Head Coach: Terry Sims (Knoxville, 1994)
Career: 3-1 (1st season)
at B-CU: 3-1 (1st season)
vs. NCCU: 0-0
Twitter: @BCUGridIron

N.C. CENTRAL 0-2, 0-0 MEAC

2015: 1-2, 0-0 MEAC
Ranking: NR — STATS LLC, NR — Coaches
Last Game: Sept. 19, 2015 (Miami, Fla.)
lost to FIU, 14-39
Head Coach: Jerry Mack (Arkansas State, 2003)
Career: 8-7 (2nd season)
at NCCU: 8-7 (2nd season)
vs. B-CU: 0-1
Twitter: @NCCUathletics

B-CU COMMUNICATIONS

Bryan J. Harvey (Primary Contact) *Asst. AD for Communications*
O: 386-481-2206 C: 757-268-4561 E: harveyb@cookman.edu
Andrea Wheeler (Secondary Contact) *Associate Comm. Director*
O: 386-481-2278 C: 919-806-6689 E: wheeler@cookman.edu
Dan Ryan *Historian/Staff Writer*
O: 386-481-2240 C: 801-376-6883 E: ryand@cookman.edu

GAMEDAY HASHTAGS

#COOKvsNCCU

#BeatNCCU

#WreckTheNest

Fans and media are encouraged to use the hashtags #BCUvsNCCU and #BeatNCCU when posting or following social media content related to Saturday's game between the Wildcats and Eagles.



CatEye Rewind (Episode 2)

Episode 2 of *CatEye Rewind* — Selena Garcia and Bryan J. Harvey talk about the season-opener for football at Miami, while Selena Garcia goes in-depth recapping track & field and volleyball.

GAME 5

DURHAM, N.C. (O'KELLY-RIDDICK STADIUM)



NR/NR BETHUNE-COOKMAN WILDCATS (3-1, 1-0)

Head Coach: Terry Sims (Knoxville, 1994)

Career Record: 3-1 (1st season), **Record at B-CU:** 3-1 (1st season), **Record vs. N.C. Central:** 0-0



NR/NR N.C. CENTRAL EAGLES (2-1, 0-0)

Head Coach: Jerry Mack (Arkansas State, 2003)

Career Record: 8-7 (2nd season), **Record at NCCU:** 8-7 (2nd season), **Record vs. Bethune-Cookman:** 0-1

2015 STATISTICAL LEADERS

RUSHING

	G	ATT	GAIN	LOSS	NET	AVG	TD	LG	YPG
Anthony Jordan	4	45	201	28	173	3.8	4	41	43.2
Quentin Williams	4	46	233	61	172	3.7	0	30	43.0
Michael D. Jones	4	29	179	8	171	5.9	2	50	42.8

PASSING

	G	EFF	C-A-I	PCT	YDS	TD	LG	AVG/G
Quentin Williams	4	162.38	42-66-2	63.6	627	5	43	156.8
Larry Brihn, Jr.	4	149.25	24-42-2	57.1	351	4	56	87.8






RECEIVING

	G	NO	YDS	AVG	TD	LG	AVG/G
Jawill Davis	4	15	334	22.3	3	56	83.5
Frank Brown	4	13	133	10.2	2	28	33.2
Jaime Wilson	4	12	138	11.5	3	36	34.5

STORY LINES

- This weekend's game marks the first of three consecutive 2014 Mid-Eastern Athletic Conference (MEAC) Co-Champions that fellow co-champion Bethune-Cookman will face in the 2015 season.
- In 2012, Bethune-Cookman and North Carolina Central met in the teams' first "Battle of the Unbeatens" at Municipal Stadium in Daytona Beach. B-CU took the win over the Eagles by a count of 42-17.
- Bethune-Cookman head coach Terry Sims and the team have honored the rest of the season to two B-CU students who's lives were taken from them — Timesha Floyd Carswell and Diona McDonald.
- Ranking second in the Mid-Eastern Athletic Conference for passing offense, this is the highest the Cats have been seated for that category within the league at this stage of the season since 2010.
- Since 2000, Bethune-Cookman owns a record of 40-15 in the month of October.
- With the "Speedway Offense" making a resurgence in 2015, a total of 10 different players have caught a pass for the Cats.

2015 SCHEDULE / RESULTS

	Sept. 5	at Miami (Fla.) Miami Gardens, Fla. / Sun Life Stadium (76,100) / Diquan Richardson: 5 tackles	ESPN3	L, 0-45
	Sept. 12	at Grambling State Grambling, La. / Eddie Robinson Stadium (19,600) / Jawill Davis: 8 receptions, 199 yards, 2 TDs		W, 56-53
	Sept. 19	LANE (Church & Community Day) Daytona Beach, Fla. / Municipal Stadium (9,601) / Anthony Jordan: 74 yards rushing, 1 TD	CATEYE	W, 7-3
	Sept. 26	SAVANNAH STATE* Daytona Beach, Fla. / Municipal Stadium (9,601) / Q. Williams: 9-18 passing, 207 yds (2TDs), 100 yds rushing	CATEYE	W, 42-12
	Oct. 3	at North Carolina Central* Durham, N.C. / O'Kelly-Riddick Stadium (10,000) / Bethune-Cookman leads, 5-1 (0-0 under Sims)	ESPNU	4 p.m.
	Oct. 8	SOUTH CAROLINA STATE* Daytona Beach, Fla. / Municipal Stadium (9,601) / South Carolina State leads, 31-21-1 (0-0 under Sims)	ESPNU	7:30 p.m.
	Oct. 17	at North Carolina A&T* Greensboro, N.C. / Aggie Stadium (21,500) / Bethune-Cookman leads, 22-14 (0-0 under Sims)		1 p.m.
	Oct. 24	NORFOLK STATE* (Homecoming) Daytona Beach, Fla. / Municipal Stadium (9,601) / Bethune-Cookman leads, 17-8 (0-0 under Sims)	CATEYE	4 p.m.
	Oct. 31	at Delaware State* Dover, Del. / Alumni Stadium (7,193) / Delaware State leads, 20-17 (0-0 under Sims)		2 p.m.
	Nov. 7	MORGAN STATE* (Senior Appreciation Day) Daytona Beach, Fla. / Municipal Stadium (9,601) / Bethune-Cookman leads, 20-7 (0-0 under Sims)	CATEYE	4 p.m.
	Nov. 21	vs. Florida A&M* Orlando, Fla. / Orlando Citrus Bowl Stadium (70,000) / Florida A&M leads, 49-19-1 (0-0 under Sims)	ESPNU/ESPN3	2:30 p.m.



BCUathletics



@BCUGridIron
@BCUathletics



BCUathletics



BCUathletics



BCUathletics

#5THINGS

1. Redshirt senior quarterback Quentin Williams has the best pass efficiency rating of his career at this point of a season. He also leads the MEAC in the category (162.4).
2. Bethune-Cookman has not dropped its opening MEAC road game of a season since suffering a 22-3 setback against North Carolina A&T on Oct. 8, 2011.
3. Listed as a graduate in his sixth year of eligibility due to several injuries in his career, running back Anthony Jordan is fifth all-time in B-CU history with 30 rushing touchdowns.
4. After starting off slow at Miami, the B-CU offense is now second in the league for total yardage (397.2 y/g).
5. Bethune-Cookman is seeking its sixth consecutive win over North Carolina Central.



#LIGHTNINGSTRIKE

- Bethune-Cookman head coach Terry Sims and Offensive Coordinator Jim Pry have continued the upbeat pace of the Wildcats offense.
- Drives that consist of three minutes (3:00) or less are dubbed "Lightning Strikes", with the quick pace of the offense striking fast like lightning.
- Of the 15 drives that B-CU has scored touchdowns on this season, 14 took less than three minutes off the clock. Four of those drives lasted less than two minutes in length.

#OCTOBERFEST

- The month of October has been a scary month for the opposition throughout the last 15 years of B-CU Football.
- Since 2000, Bethune-Cookman owns a record of 40-14 in the Halloween month, including perfect marks in 2002 (3-0), 2010 (5-0), 2012 (3-0) and 2013 (4-0).
- Five of the 14 losses occurred away from home.

40-14

#PROCATS

- Bethune-Cookman has three active #ProCats in the National Football League on active rosters for the opening of the 2015 season.
- Ryan Davis (Jacksonville Jaguars), Rashean Mathis (Detroit Lions) and Eric Weems (Atlanta Falcons) are all participating for their respected teams.
- Jean Fanor and Tavarus Dantzler are both current members of the practice squad for the Green Bay Packers.



CIRCLE THIS GUY...



- TE Ja-Quan Lumas has become a go-to player in the Jim Pry offensive sets of the Wildcats in 2015.
- Lumas hauled in his first career touchdown reception in the come-from-behind victory over Grambling State, registering two catches for eight yards in the win.
- He collected a career-best 47 receiving yards with two catches in the MEAC opening win against Savannah State last weekend inside Municipal Stadium in Daytona Beach.

Fun Facts



FUN FACT I

- Bethune-Cookman and North Carolina Central have a lot of common ties, that being linked to current NCCU Associate A.D. Kyle Serba. Bethune-Cookman Asst. A.D. Bryan J. Harvey, Assoc. Communications Director Andrea Wheeler and Marketing Graduate Assistant Jasmine Alston spent time under Serba as student-assistants at NCCU.

FUN FACT II

- Bryan J. Harvey, Andrea Wheeler and Jasmine Alston are all graduates of North Carolina Central University.

FUN FACT III

- This is the 809th game all-time for Bethune-Cookman Football.

#SackLunch

Under the guise of Defensive Coordinator Charles "Yogi" Jones, the Bethune-Cookman defensive pressure has been relentless since his arrival in Daytona Beach. Through four games in 2015, Bethune-Cookman has accumulated eight quarterback sacks, averaging 2.0 sacks per game.



2015 TEAM COMPARISON



Record..... 3-1, 1-0 MEAC

Record..... 1-2, 0-0 MEAC

Scoring Offense..... 26.2

Rushing Offense152.8

Passing Offense.....244.5

Pass Efficiency 157.27

Total Offense.....397.2

Time/Possession29:07

Sacks Allowed2.5

Scoring Offense..... 28.7

Rushing Offense93.3

Passing Offense..... 187.33

Pass Efficiency 111.07

Total Offense.....280.7

Time/Possession23:33

Sacks Allowed1.33

Scoring Defense..... 28.2

Rushing Defense160.8

Passing Defense205.8

Pass Eff. Defense 117.94

Total Defense366.5

Sacks2.0

Tackles for Loss7.25

Scoring Defense..... 31.3

Rushing Defense189.0

Passing Defense248.0

Pass Eff. Defense 145.38

Total Defense437.0

Sacks1.7

Tackles for Loss8.7

Turnover Margin -0.50

Net Punting31.4

Punt Returns..... 16.5

Kickoff Returns19.2

Turnover Margin -0.33

Net Punting38.9

Punt Returns.....23.1

Kickoff Returns25.0

THE SERIES

BETHUNE-COOKMAN LEADS, 5-1

YEAR	BC	OPP	SITE	W/L	SCORE
1994	-	-	Daytona Beach	L	5-24
2010	14	-	Durham	W	23-10
2011	-	-	Durham	W	34-6
2012	-	-	Daytona Beach	W	42-17
2013	13	-	Durham	W	38-14
2014	20	-	Daytona Beach	W	34-20

Daytona Beach: Bethune-Cookman leads, 2-1

Durham: Bethune-Cookman leads, 3-0



A WIN OVER NORTH CAROLINA CENTRAL WOULD...

- Extend Bethune-Cookman's winning streak to six games against the Eagles.
- Give Terry Sims his first MEAC road victory.
- Push Bethune-Cookman's FCS winning streak to four games.
- Keep B-CU undefeated all-time against the Eagles in Durham.

SERIES NOTES...

- North Carolina Central won the first-ever meeting between the two teams back in 1994, claiming a 24-5 victory in Daytona Beach.
- Bethune-Cookman's average margin of victory against the Eagles in the current five-game winning streak is 20.8 points.
- This is the second consecutive time B-CU and NCCU have met in Durham on a nationally televised showcase, with B-CU taking the 2013 affair by a count of 38-14.

HIGH FIVE FOR DAVIS...

- Redshirt sophomore WR Jawill Davis registered a game-high 199 receiving yards in the win at Grambling State on Sept. 12. That yardage placed him fifth all-time in the B-CU record books for single game receiving yards.

BETHUNE-COOKMAN SINGLE GAME RECEIVING YARDS

1. James Adderly vs. Norfolk State, 1998	226
2. Leon Gonzalez vs. Georgia Southern, 1984	222
Sebastian Brown vs. Howard, 1985	222
4. Sebastian Brown vs. Morris Brown, 1984	215
5. Jawill Davis at Grambling State, 2015	199
6. James Adderly vs. South Carolina State, 1995	194
Morris Nobles at Norfolk State, 1995	194
8. Jeff Parker vs. Delaware State, 1990	192
9. Taron Hubbud vs. Virginia State, 1998	184
Jeff Parker vs. North Carolina A&T, 1991	184

A MOMENT OF SILENCE...

- The Bethune-Cookman Athletics family lost two former Wildcats this past week in the form of former equipment manager and teacher Art Parissi, as well as former punter Zach Adrian.
- Zach was a punter for the Wildcats from 1998-2001, where he averaged 35.7 yards a punt on 53 kicks.
- His father, Pete Adrian – a former Bethune-Cookman defensive coordinator and Norfolk State University head coach, informed B-CU Athletics that Zach, after enduring over 300 chemotherapies, 32 radiation treatments and major surgeries on his hip and femur, passed peacefully while surrounded by family at Halifax Hospice of Volusia County.

NON-CONFERENCE SUCCESS...

- Since 2000, Bethune-Cookman is 35-11 in regular season, out-of-conference contests, earning notable victories against the likes of Alabama State, FIU (x2) and Tennessee State. During that stretch, the Wildcats are 7-2 against teams from the Southwestern Athletic Conference (SWAC), including winning the last four consecutive against the fellow HBCU Division I conference.
- Of the 11 losses in non-conference play, five have come against teams from the Football Bowl Subdivision (FBS), including Florida State, Miami (x3) and UCF.

2015 BETHUNE-COOKMAN RANKINGS

Category	Avg.	NCAA	MEAC
Pass Efficiency	157.27	13	1
Punt Returns	16.50	T-17	3
Passing Offense	244.5	35	2
Turnover Margin	-0.50	T-79	T-6
Scoring Offense	26.3	T-51	5
Passes Intercepted	0.50	T-73	T-9
Sacks	2.00	T-48	3
Kickoff Returns	19.16	81	4
Pass Eff. Defense	117.94	34	3
Rushing Defense	160.8	54	3
Total Offense	397.3	44	2
Total Defense	366.5	41	4
Pass Defense	205.8	T-49	5
Tackles for Loss	7.3	T-37	4
Scoring Defense	28.3	T-65	4
Rushing Offense	152.8	56	3
Sacks Allowed	2.50	T-85	T-8

#CELEBRATIONBOWL

- It was announced in March that the champion of the Mid-Eastern Athletic Conference (MEAC) will not participate in the FCS Playoffs, as the league relinquished its automatic bid to the playoffs.
- The MEAC champion will meet the Southwestern Athletic Conference (SWAC) champion in Atlanta's Georgia Dome in the inaugural Celebration Bowl on December 19, 2015.

THURSDAY NIGHT FOOTBALL...

- It was announced over the summer that Bethune-Cookman's home game against South Carolina State will be broadcast live on Thursday night, giving the Cats a Thursday night game for

RECORDS UNDER TERRY SIMS

Current Streak	Won 3
Current Home Streak	Won 2
Current Road Streak	Won 1
Last Win	42-12 vs. Savannah State (9/26/15)
Last Road Win	56-53 at Grambling State (9/12/15)
Last Loss	0-45 at Miami (9/5/15)
Last Road Loss	0-45 at Miami (9/5/15)

	2015	All Yrs
Home	2-0	2-0
Away	1-1	1-1
Neutral Site	0-0	0-0
Natural Grass	1-1	1-1
Artificial Turf	2-0	2-0
vs. Top 5	0-0	0-0
vs. Top 10	0-0	0-0
vs. Top 25	0-0	0-0
vs. FBS	0-1	0-1
Bowl Games	0-0	0-0
Playoff Games	0-0	0-0

Leading After 1st Qtr	1-0	1-0
Tied After 1st Qtr	1-0	1-0
Trailing After 1st Qtr	1-1	1-1
Leading at Halftime	2-0	2-0
Tied at Halftime	1-0	1-0
Trailing at Halftime	0-1	0-1
Leading After 3rd Qtr	3-0	3-0
Tied After 3rd Qtr	0-0	0-0
Trailing After 3rd Qtr	0-1	0-1
Overtime Games	0-0	0-0

Scoring First	1-0	1-0
Opponent Scoring First	2-1	2-1
Score < 20 Points	1-1	1-1
Score 20+ Points	2-0	2-0
Score 30+ Points	2-0	2-0
Score 40+ Points	2-0	2-0
Opponent Scores < 20 Points	2-0	2-0
Opponent Scores 20+ Points	1-1	1-1
Opponent Scores 30+ Points	1-1	1-1
Opponent Scores 40+ Points	1-1	1-1
Decided by 3 or Less	1-0	1-0
Decided by 10 or Less	2-0	2-0

Gain < 20 First Downs	0-1	0-1
Gain 20+ First Downs	3-0	3-0
Opponent Gains < 20 First Downs	1-0	1-0
Opponent Gains 20+ First Downs	2-1	2-1

More Rushing Yards Than Opponent	2-0	2-0
Fewer Rushing Yards Than Opponent	1-1	1-1
Rush For < 100 Yards	1-1	1-1
Rush For 100+ Yards	2-0	2-0
Opponent Rushes For < 100 Yards	1-0	1-0
Opponent Rushes For 100+ Yards	2-1	2-1

More Passing Yards Than Opponent	3-0	3-0
Fewer Passing Yards Than Opponent	0-1	0-1
Equal Passing Yards	0-0	0-0
Pass For < 200 Yards	1-1	1-1
Pass For 200+ Yards	2-0	2-0
Opponent Passes For < 200 Yards	2-1	2-1
Opponent Passes For 200+ Yards	1-0	1-0

More Total Yards Than Opponent	2-0	2-0
Fewer Total Yards Than Opponent	1-1	1-1
Gain < 300 Total Yards	0-1	0-1
Gain 300+ Total Yards	3-0	3-0
Opponent Gains < 300 Total Yards	2-0	2-0
Opponent Gains 300+ Total Yards	1-1	1-1

Commit No Turnovers	0-0	0-0
Commit < 3 Turnovers	2-1	2-1
Commit 3+ Turnovers	1-0	1-0
Force < 3 Turnovers	2-1	2-1
Force 3+ Turnovers	1-0	1-0

Commit < 6 Penalties	0-0	0-0
Commit 6+ Penalties	3-1	3-1

3rd Down % < 25	0-1	0-1
3rd Down % 25-49	1-0	1-0
3rd Down % 50+	2-0	2-0
Opponent 3rd Down % < 25	2-0	2-0
Opponent 3rd Down % 25-49	1-1	1-1
Opponent 3rd Down % 50+	0-0	0-0

Lead Time of Possession	1-1	1-1
Trail Time of Possession	2-0	2-0



WEEKLY MEDIA PLANNER: N.C. CENTRAL GAME

28 MON	29 TUE	30 WED	1 THU	2 FRI	3 SAT	4 SUN
No Practice Requested players available to media before team study hall at 7:30 p.m.	Practice (4 p.m.) Municipal Stadium MEAC Teleconference 10 a.m. Requested players available to media after practice	Practice (4 p.m.) Municipal Stadium Requested players available to media after practice Weekly Press Conference SAAC Conference Room 1-1:30 p.m. (Sims)	Practice (4 p.m.) Municipal Stadium Requested players available to media after practice Head Coach Terry Sims available to media after practice	NO AVAILABILITY DEPART FOR NORTH CAROLINA CENTRAL UNIVERSITY	B-CU at N.C. Central 4 p.m. O'Kelly-Riddick Stadium Postgame Press Conference <i>B-CU locker room is closed</i> Terry Sims, 10 minutes after conclusion of game; players immediately after	NO AVAILABILITY

STATS FCS Top 25

No.	School	Rec	Prev
1.	Jacksonville State (89)	3-1	1
2.	Coastal Carolina (40)	4-0	2
3.	North Dakota State (16)	2-1	3
4.	Illinois State (2)	2-1	4
5.	South Dakota State (6)	3-0	6
6.	James Madison (4)	4-0	9
7.	UNI (1)	2-1	7
8.	Chattanooga	3-1	8
9.	Eastern Washington	2-2	11
10.	Youngstown State	2-1	13
11.	Montana State	2-1	15
12.	Sam Houston State	1-2	12
13.	Montana	2-2	14
14.	Villanova	2-2	5
15.	Fordham	3-1	16
16.	Portland State	3-0	17
17.	Eastern Kentucky	2-1	18
18.	Liberty	2-2	10
19.	Richmond	2-1	19
20.	New Hampshire	2-2	21
21.	Indiana State	2-1	22
22.	Southeastern Louisiana	2-1	23
23.	McNeese State	3-0	25
24.	Harvard	2-0	24
25.	William & Mary	2-1	NR

FCS Coaches' Poll

No.	School	Rec	Prev
1.	Coastal Carolina (17)	4-0	1
2.	North Dakota State (4)	2-1	2
3.	Jacksonville State (3)	3-1	3
4.	Illinois State	2-1	5
5.	James Madison (1)	4-0	8
6.	Northern Iowa	2-1	6
7.	South Dakota State (1)	3-0	7
8.	Chattanooga	3-1	9
9.	Eastern Washington	2-2	11
10.	Youngstown State	2-1	12
11.	Montana State	2-1	13
12.	Montana	2-2	15
13.	Fordham	3-1	16
14.	Sam Houston State	1-2	14
15.	McNeese State	3-0	17
16.	Portland State	3-0	18
17.	Villanova	2-2	4
18.	Liberty	2-2	10
19.	Southeastern Louisiana	2-1	19
20.	Richmond	2-1	20
21.	Eastern Kentucky	2-1	21
22.	William & Mary	2-1	25
23.	New Hampshire	2-2	24
24.	Indiana State	2-1	23
25.	Harvard	2-0	NR

the third time in the last two seasons.

- Since the agreement with ESPN was put in place for the MEAC in 2005, the Wildcats have played in a league-leading nine (9) ESPN Thursday night contests. The Wildcats hold a record of 5-3 in those contests, including wins in three of the last four games – all against Tidewater opponents Hampton and Norfolk State, respectively.

Nov. 13, 2014 – Hampton 40, #18 Bethune-Cookman 35

Nov. 6, 2014 – #18 Bethune-Cookman 13, Norfolk State 7

Oct. 20, 2011 – Bethune-Cookman 14, #24 Norfolk State 6

Sept. 22, 2011 – Bethune-Cookman 35, Hampton 31

Oct. 28, 2010 – #14 Bethune-Cookman 67, North Carolina A&T 17

Oct. 4, 2007 – #24 Delaware State 24, Bethune-Cookman 10

Nov. 2, 2006 – #13 Hampton 34, Bethune-Cookman 17

Oct. 26, 2006 – Bethune-Cookman 70, North Carolina A&T 7

OFF ON TOTAL COUNT...

- Bethune-Cookman was held to its lowest total offensive output in school history in the season-opener at Miami (Fla.), amassing just 79 yards against the Miami Hurricanes.
- Previously, B-CU set the school mark for the lowest offensive production last year at Norfolk State (83 yards) in another rain-soaked atmosphere in Norfolk, Virginia. However, B-CU was successful with a victory in that ESPN-televised contest against the Spartans.

#SHUTOUT...

- In the 45-0 loss at Miami (Fla.) to start the 2015 campaign, Bethune-Cookman was shutout for the first time since Nov. 11, 2006. In that contest, B-CU was shutout at home against Howard by a count of 28-0.
- Prior to the UConn game, B-CU had not been shutout on the road since suffering a 17-0 setback at Delaware State, that game also taking place in torrential rainfall, on Oct. 8, 2005.

B-CU SHUTOUTS SINCE 1990

9/5/15	at Miami (Fla.)	L, 45-0
11/11/06	Howard	L, 28-0
10/8/05	at Delaware State	L, 17-0
11/30/02	at #4 Georgia Southern	L, 34-0
11/8/97	#9 Hampton	L, 27-0
11/18/95	vs. Florida A&M	L, 43-0

CATS PLACE SEVEN ON PRESEASON ALL-MEAC TEAM...

- OL **Dariusz Bladdek** made his way onto the preseason all-conference first team. Bladdek started in 11 games along the offensive line in 2014, primarily at the left guard position. He graded out at 91 percent on all assignments, playing an average of 93 percent of all snaps.
- RB **Michael D. Jones** and OL **Trevin Huff** earned preseason honors on the second team offense, while SS **Marquis Drayton** picked up second team honors on defense.
- QB **Quentin Williams** and RB **Anthony Jordan** landed on the third team on the offensive side of the ball. Wrapping up the all-conference preseason selections for Bethune-Cookman was P **Jonathan Cagle**.

THE FINAL COUNTDOWN...

- RB Anthony Jordan is just 328 yards away from cracking into the B-CU record books for all-time rushing yards. He currently has 1,380 yards rushing in his B-CU career. Last season, he joined former All-MEAC performer Isidore Jackson as the second 1,000-yard career rushing performer since 2010 for the Maroon and Gold.
- Jordan also owns 30 rushing scores in his B-CU career, placing him fourth all-time for career rushing

B-CU'S FIRST OFFENSIVE PLAY OF THE SEASON (SINCE 2004)

Aug. 30, 2014	at FIU	W, 14-12	Anthony Jordan 3-yard run
Sept. 1, 2013	at Tennessee State	W, 12-9	6-yard pass (Brodrick Waters to Cary White)
Sept. 2, 2012	vs. Alabama State	W, 38-28	Incomplete pass (Jackie Wilson to Preston Cleckley)
Sept. 4, 2011	vs. Prairie View A&M	W, 63-14	Incomplete pass (Jamarr Robinson to Preston Cleckley)
Sept. 4, 2010	vs. Edward Waters	W, 70-10	47-yard pass (Matt Johnson to JeVaughn Reams)
Sept. 5, 2009	vs. Shaw	L, 6-20	Maurice Francois 7-yard run
Sept. 6, 2008	vs. Alabama State	W, 28-7	Pass incomplete (McKinson Souverain to Joe Singleton)
Sept. 1, 2007	vs. Jacksonville	W, 31-17	14-yard pass (Jimmie Russell to Paul Neufville)
Sept. 2, 2006	vs. Southern	L, 29-30	Jimmie Russell 5-yard run
Sept. 3, 2005	vs. Elizabeth City State	W, 34-7	Lawrence McCloud 11-yard run
Sept. 11, 2004	at Arkansas-Pine Bluff	W, 27-14	16-yard pass (Emmanuel Bacon to Jonathan Summers)
Sept. 5, 2015	at Miami (Fla.)	L, 0-45	Quentin Williams 2-yard run

touchdowns.

BETHUNE-COOKMAN CAREER RUSHING YARDS

1.	Isidore Jackson, 2010-13	3,277
2.	Allen Suber, 2000-03	2,897
3.	Pa'Tell Troutman, 1998-2000	2,839
4.	Randy Walker, 1971-73	2,429
5.	Wayne Allen, 1972-74	2,119
6.	Jimmie Russell, 2004-07	2,305
7.	Kevin Finnie, 1986-88	2,103
8.	Jay Rogers, 1999-2003	1,992
9.	Steve Wallace, 1994-97	1,801
10.	Ricky Cliatt, 1976-79	1,708
14.	Anthony Jordan, 2010-pres.	1,380

BETHUNE-COOKMAN CAREER RUSHING TOUCHDOWNS

1.	Allen Suber, 2000-03	39
2.	Clyde Sanders, 1953-54	36
3.	Isidore Jackson, 2010-13	34
4.	Pa'Tell Troutman, 1998-2000	31
5.	Anthony Jordan, 2010-pres.	30
6.	Jimmie Russell, 2004-07	29
7.	Eric Weems, 2003-06	23
8.	Randy Walker, 1971-73	22
9.	Jay Rogers, 1999-2003	18
10.	Wayne Allen, 1972-74	17



#IBackTheMEAC

- The Mid-Eastern Athletic Conference begins its 46th year of intercollegiate competition heading into the 2015-16 academic school year. Located in Norfolk, Va., the MEAC is made up of 13 outstanding historically black institutions across the Atlantic coastline
- On June 8, 1980, the MEAC was classified as a Division I conference by the NCAA. Prior to that year, the conference operated as a Division II conference. The month after it achieved Division I status, the MEAC received an automatic qualification to the NCAA Division I Men's Basketball Championship.

HELMET STICKERS...

- The Bethune-Cookman Wildcats will wear special stickers on their helmets for the remainder of the season honoring the lives of two university students who were killed just over two weeks ago.
- Head coach Terry Sims and the team are dedicating the rest of the season to Timesha Floyd Carswell and Diona McDonald, as well as playing for a fallen Wildcat from this past Wednesday morning, Zach Adrian - punter for B-CC from 1998-2001.

PLAYOFFS???

- Despite the announcement of the Celebration Bowl, a member of the MEAC still has the possibility of participating in the FCS Playoffs. A member would have to accept an at-large bid to the playoffs, which last happened with South Carolina State accepting the at-large bid in 2013.
- That same year, #12 Bethune-Cookman earned the league's automatic bid to the FCS Playoffs before falling at #11 Coastal Carolina in the opening round.

CONFERENCE MISSES...

- Bethune-Cookman's two conference "misses" in 2015 are Hampton and Howard. This will mark the first time since 1994 that B-CU is not facing the Hampton Pirates - that was a season prior to Hampton becoming a

MEDIA INFORMATION

COVERING THE WILDCATS

Interview requests for players and coaches after practice must be submitted by Noon the previous day. Member members wishing to write feature stories should submit feature story requests to **Bryan J. Harvey** (harveyb@cookman.edu) by 3 p.m. Sunday.

Harvey and the Bethune-Cookman Communications Staff will make every effort to schedule a separate time to accommodate those requests. Because of time constraints and academic/meeting obligations, media members may only request two (2) student-athletes and/or assistant coaches for post-practice interviews.

MEAC TELECONFERENCE

Bethune-Cookman head coach **Terry Sims** and the league's other 11 coaches will be featured on a weekly teleconference each Tuesday during the 2015 football season from 10 a.m. to 11:43 a.m., beginning Sept. 1, and concluding Dec. 1.

Each coach will have 10 minutes to make an opening statement and answer questions. There will be an audio file available of each teleconference on the Conference's official website (MEACsports.com) each Wednesday afternoon as well as a written transcript of the call.

Sims' schedule time is 10:23 a.m. to 10:33 a.m. ET each Tuesday. Media representatives wishing to participate in the teleconference should contact the MEAC Media Relations Office.

SCHEDULE OF COACHES:

10 a.m.	MEAC Notes
10:03 a.m.	Lee Hull (Morgan State)
10:13 a.m.	Alex Wood (Florida A&M)
10:23 a.m.	Terry Sims (Bethune-Cookman)
10:33 a.m.	Kenny Carter (Delaware State)
10:43 a.m.	Gary Harrell (Howard)
10:53 a.m.	Latrell Scott (Norfolk State)
11:03 a.m.	Connell Maynor (Hampton)
11:13 a.m.	Earnest Wilson III (Savannah State)
11:23 a.m.	Buddy Pough (South Carolina State)
11:33 a.m.	Rod Broadway (North Carolina A&T)
11:43 a.m.	Jerry Mack (North Carolina Central)

B-CU MEDIA EMAIL LIST

Releases Available via Email

Media members interested in receiving Bethune-Cookman football releases via email should send requests to **Bryan J. Harvey** (harveyb@cookman.edu) and **Andrea Wheeler** (wheeler@cookman.edu).

Game Day Media Policies

Only working media will be admitted to the Municipal Stadium press box. Seats will be issued according to the following criteria:

1. State newspapers by circulation, wire services, national publications, newspapers from opponent's area and student newspapers from B-CU and opposing schools.
2. Other daily newspapers, with preference to those that regularly cover B-CU.
3. Radio and TV personnel not broadcasting, but considering reporting.
4. Non-daily newspapers, with preference to those which regularly cover Bethune-Cookman Football.
5. Professional football scouts.
6. Freelance and/or non-daily writers may be asked to produce copies of actual publications in which their work has appeared. In some cases, these materials will be required as verification of the writers' status.



2015 MEAC STANDINGS

	Conf.		Overall		Stk
	W	L	W	L	
Bethune-Cookman	1	0	3	1	W3
South Carolina State	1	0	2	1	W1
Morgan State	1	0	1	2	W1
Norfolk State	1	0	1	3	W1
Hampton	1	1	2	2	L1
North Carolina A&T	0	0	2	1	W1
North Carolina Central	0	0	1	2	L2
Delaware State	0	0	0	3	L8
Howard	0	2	0	4	L4
Florida A&M^	0	1	0	4	L5
Savannah State^	0	1	0	3	L24

^ - ineligible for 2015 post season

Week 5 Schedule

Saturday, October 3

Norfolk State at Howard, 1 p.m.

Morgan State at Delaware State, 2 p.m.

North Carolina A&T at Hampton, 2 p.m.

Bethune-Cookman at North Carolina Central, 4 p.m. (ESPN2)

South Carolina State at Furman, 7 p.m. (ESPN3)

Florida A&M at Savannah State, 7 p.m.

All times Eastern Standard

2015 MEAC PRESEASON POLL

1.	North Carolina A&T (9)	425
2.	South Carolina State (4)	408
3.	Bethune-Cookman (1)	387
4.	North Carolina Central (4)	334
5.	Morgan State	318
6.	Hampton (2)	276
7.	Norfolk State	170
8.	Florida A&M*	164
9.	Howard	146
10.	Delaware State (1)	97
11.	Savannah State* (1)	69

*Florida A&M and Savannah State are not eligible for post season competition.

member of the MEAC. The Cats did not face the Bison of Howard in 2011 nor 2012.

BETHUNE-COOKMAN DRESS CODE...

- For the sixth year in a row, the Wildcats are taking the field wearing the fully integrated Russell Athletics uniform system, with a perfect partnership set forth by the Mid-Eastern Athletic Conference. Under head coach **Terry Sims**, the Wildcats will **NEVER** wear the same uniform combination in any week during the season. Here's a breakdown of this year's game-by-game combinations:

WK	Helmet	Jersey	Pants
1	Grey	White	Grey
2	Gold/Maroon	White	Gold
3	White	Grey	White
4	Maroon	Maroon	Maroon

LAST YEAR...

- B-CU went 9-3 in 2014 (6-2 MEAC), claiming a share of the school's third consecutive Mid-Eastern Athletic Conference championship. One of the biggest moments of the year was the season-opening victory at FIU, marking the second time in as many years the Wildcats registered a victory over an FBS opponent. B-CU ended the season with a victory over rival Florida A&M in the annual *Florida Blue Florida Classic* at the Orlando Citrus Bowl Stadium, giving the Cats their school-record fourth consecutive win over their conference foes from Tallahassee.

2015 SCHEDULE...

- Bethune-Cookman's 2015 football schedule, with five home games at Municipal Stadium aka "The Cage", features four nationally-televised contests. The slate also sees a season-opener at ACC opponent Miami, before traveling to SWAC member Grambling State for the return of a home-and-home series with the Tigers that began a season ago in Daytona Beach. The home-opener against Lane (Sept. 19) serves as Church & Community Day, with B-CU returning home the following week in the league opening game against Savannah State (Sept. 26). B-CU then travels to N.C. Central (Oct. 3) before returning home against S.C. State (Oct. 8) for the ESPN2 Thursday night broadcast. B-CU travels to N.C. A&T (Oct. 17), then comes back to Daytona Beach for Homecoming against Norfolk State (Oct. 24). The Cats return to the road for a game on Halloween against Delaware State (Oct.), then comes home to "The Cage" for Senior Appreciation Day against Morgan State (Nov. 7). The regular season concludes with the *Florida Blue Florida Classic* against Florida A&M (Nov. 21) in Orlando, Fla.

TIP OF THE CAP...

- Bethune-Cookman's 2015 roster includes five players that have already earned their degree.
- The four owning degrees already from B-CU are the following: Marquis Drayton, Deitrich Johnson, Anthony Jordan, Dwayne Montgomery and Cary White.

PRESS CREDENTIALS...

- All media attending Bethune-Cookman football home games must apply for and be issued press credentials. Requests for credentials should be made in advance by email and directed to Bryan J. Harvey, Assistant Athletic Director for Communications. Priority is given to daily newspapers, major magazines and electronic media in the geographic areas of the competing teams.

CATEYE RADIO NETWORK...

- A new face and voice joins the CatEye Radio Network this season in the form of Nick Rice. A student at Bethune-Cookman University, Rice will serve as the play-by-play announcer for the Wildcats, while veteran analyst Larry Wesley joins Terrance Gatling (sideline) for the three-man broadcast throughout the 2015 campaign.

MUNICIPAL STADIUM RENOVATIONS...

- Last season, Bethune-Cookman conducted a long-term reconstruction partnership with the city of Daytona Beach, adding to the look and making several additions and much-needed renovations to Municipal Stadium.
- New seating and additions to the press level of the third floor press box were amongst the first phase of renovations.
- The latest additions are a state-of-the-art video board in the north end zone, as well as new additions to the third-level press box that will occur throughout the season.

FIND US SOCIALLY

- For all the latest information on Bethune-Cookman Wildcats Football, follow @BCUathletics or @BCUGridiron on Twitter. Fans and media can also follow the Wildcats on Instagram (@BCUathletics), Facebook (BCUathletics) and Snap Chat (BCUathletics). For the official B-CU YouTube page, please follow The BCU CatEye Network.



B-CU FOOTBALL QUICK FACTS

UNIVERSITY INFORMATION

Location	Daytona Beach, Fla.
Enrollment	4,100
Founded	1904
Nickname	Wildcats
Colors	Maroon and Gold
President	Dr. Edison O. Jackson
V.P. for Intercollegiate Athletics	Lynn W. Thompson
Conference	Mid-Eastern Athletic (MEAC)
Stadium / Capacity	Municipal Stadium / 9,601
Press Box Phone	386-671-8968/8973
Ticket Office Phone	386-481-2465

COACHING STAFF

Head Coach	Terry Sims
Record at B-CU	2-1 (1st season)
Career Record	2-1 (1st season)
Asst. HC / Tight Ends / Recruiting Coord.	Lawal McCray
Assoc. HC / Def. Coord. / LBs	Charles "Yogi" Jones
Offensive Coord. / QBs	Jim Pry
Special Teams Coordinator	Aashon Larkins
Cornerbacks	Terry Williams
Defensive Line / Recruiting Coord.	Earl Lane
Offensive Line	John Powers
Running Backs	Carl Franks
Safeties	Darrin Hayes
Wide Receivers	Will Glover
Quality Control (Defense)	Ryan Lewis
Quality Control (Offense)	Matt Johnson
Defensive Analyst	Tim Burke

SUPPORT STAFF

Chief of Staff	Jeff Fagan
Director of Player Personnel	Jean Dessein
Head Strength Coach	Corliss Fingers
Media & Video Coordinator	Russell Delaughter
Administrative Assistant to Head Coach	Lakiah Robinson
Head Football Athletic Trainer	Scott Armstrong
Equipment Manager	Michael Humphrey

COMMUNICATIONS (FOOTBALL)

Asst. AD for Communications	Bryan J. Harvey
Cell	757-268-4561
E-mail	harveyb@cookman.edu
Twitter	@SoBeeHarv
Associate Director	Andrea Wheeler
Cell	919-806-6689
E-mail	wheelera@cookman.edu
Twitter	@awheeler4
Staff Writer/Historian	Dan Ryan
Cell	801-376-6883
E-mail	ryand@cookman.edu
Twitter	@DaytonaDan
Website	www.BCUathletics.com
Football Twitter	@BCUGridIron
Mailing Address	640 Dr. Mary McLeod Bethune Blvd. Office of Athletic Communications Daytona Beach, FL 32114

NOTIN' THE OPPONENT: NORTH CAROLINA CENTRAL

STARTERS OUT FOR NCCU

• In a 39-14 setback at FIU two weeks ago in Miami, North Carolina Central lost two players for the season during the game. NCCU junior FCS All-American cornerback and return specialist Mike Jones suffered a fractured ankle in the first quarter, while junior transfer receiver Khalil Stinson fractured his hip on a second-quarter punt return.

FINALLY SEEING THE FCS

• When NCCU begins conference play on Oct. 3 versus Bethune-Cookman, it will be the Eagles' first FCS opponent this season. Previously on the campaign, NCCU had games against St. Augustine's (Division II), Duke and FIU.

BREAKING THE SCOREBOARD

• The 72 points scored by NCCU in its season-opening shutout of Saint Augustine's University were the most tallied by any team in NCAA Division I-FCS in the first week of the season. The scoring output ranks second in school history, trailing an 85-point explosion by the 1946 Eagles against Fort Jackson (Sept. 21, 1946).

THE DEFENSE IS SPECIAL

• In the past 37 games (start of 2012 season), NCCU has scored 27 touchdowns on defense and special teams, including three in 2015.

NORTH CAROLINA CENTRAL QUICK HITS

- Head Coach Jerry Mack (2nd Season)
- Career Record: 8-5
- 2015 Record: 1-2
- 2015 MEAC Record: 0-0

• During a season-opening win over Saint Augustine's (Sept. 5), NCCU junior Mike Jones (Baltimore, Md.) broke a 46-year-old single-game school record with 145 punt return yards on only five attempts. The previous record was held by Moses Bryant with 140 punt return yards against Livingstone on Sept. 27, 1969. Last season, Jones earned First Team All-MEAC and FCS All-America honors as a punt returner with a 19.1-yard average. He is currently average 20.5 yards per punt return during his NCCU career (21 punt returns, 431 yards).

• Eight NCCU Eagles earned a place on the 2015 Preseason All-MEAC Football Teams. NCCU representatives on the Preseason All-MEAC First Team are junior quarterback Malcolm Bell (Richmond, Va.), senior offensive lineman Cleovonne Davis (Miramar, Fla.) and junior Mike Jones (Baltimore, Md.), who claimed two spots as a defensive back and a return specialist. Garnering second-team honors for the Eagles are senior wide receiver Quentin Atkinson (Raleigh, N.C.), junior center Carl Jones (Nashville, Tenn.) and senior defensive back C.J. Moore (Raleigh, N.C.). On the third team are junior linebacker Jeremy Thompson (Durham, N.C.) and sophomore tight end Jvon Simmons (La Plata, Md.).

• Coming off a season with the most wins during the Division I-FCS era with a 7-5 record and a share of the MEAC Championship, NCCU was predicted to finish fourth and received four first-place votes from the league's football head coaches and sports information directors.



2015 SCHEDULE

Sept. 5	St. Augustine's	W, 72-0
Sept. 12	at Duke	L, 0-55
Sept. 19	at FIU	L, 14-39
Oct. 3	Bethune-Cookman	4 p.m.
Oct. 10	at Florida A&M	5 p.m.
Oct. 17	at Savannah State	2 p.m.
Oct. 24	Morgan State	2 p.m.
Oct. 31	Norfolk State	2 p.m.
Nov. 7	Delaware State	2 p.m.
Nov. 14	at Howard	1 p.m.
Nov. 21	at North Carolina A&T	1 p.m.

2014 RESULTS

Aug. 30	at East Carolina	L, 7-52
Sept. 6	Elizabeth City State	W, 34-7
Sept. 13	Charlotte	L, 28-40
Sept. 20	at Towson	L, 20-31
Oct. 4	Howard	W, 27-22
Oct. 11	at South Carolina State	W, 48-35
Oct. 18	at Morgan State	L, 20-21
Oct. 25	Savannah State	W, 42-14
Nov. 1	at Bethune-Cookman	L, 20-34
Nov. 8	Hampton	W, 47-13
Nov. 15	at Norfolk State	W, 19-14
Nov. 22	North Carolina A&T	W, 21-14

STAT LEADERS COMPARISON

Category	B-CU	NCCU
Touchdowns	Jordan (4)	Augustus (2)
Passing TDs	Q. Williams (5)	Billerman (3)
Pass. Efficiency	Q. Williams (162.38)	Billerman (116.4)
Rushing Yds	Jordan (173)	McClain (97)
Receiving Yds	Jawill Davis (334)	L. Smith (111)
Receptions	Jawill Davis (15)	L. Smith (11)
Tackles	Two Players (22)	Hunter (26)
Sacks	Evans (2.5)	N. Williams (2)
Interceptions	Two Players (1)	Taylor (1)
Punting Avg.	Cagle (39.5)	Tilque (40.1)
Punt Ret. Avg.	Brown (21.0)	M. Jones (24.0)
KO Ret. Avg.	Drayton (19.3)	R. Smith (29.7)
FG Kicking	N/A	McCauley (3)



2015 BETHUNE-COOKMAN DEPTH CHART • GAME 5 at N.C. Central

OFFENSE

QB	3	QUENTIN WILLIAMS	6-0, 190, R-Sr.
	2	Larry Brihm, Jr.	5-11, 209, R-Soph.
RB	1	ANTHONY JORDAN	6-0, 220, Grad.
	30	Jamaruz Thompkins	5-11, 211, Jr.
RB	21	MICHAEL D. JONES	6-2, 187, Jr.
	26	Cary White	5-10, 210, Grad.
WR	15	FRANK BROWN	5-11, 185, R-Soph.
	4	Jontavious Carter	6-3, 200, R-Jr.
WR	8	JAIME WILSON	5-11, 196, R-Jr.
	5	Travares Copeland	5-10, 189, Jr.
TE	86	JA-QUAN LUMAS	6-4, 225, Jr.
	85	Julian Johnson	6-3, 250, R-Sr.
LT	57	TREVIN HUFF	6-4, 270, R-Jr.
	78	Travis Turner	6-4, 290, R-Sr.
LG	66	DAZZIE MORRIS	6-2, 260, Jr.
	72	David Bryant	6-7, 336, R-Fr.
C	71	PHILLIP NORMAN	6-4, 318, R-Soph.
	63	Jarrett Tingler	6-5, 295, Jr.
RG	52	ROMIA WILSON	5-10, 310, Sr.
	77	Dariusz Bladek	6-4, 329, R-Jr.
RT	69	DWAYNE MONTGEMERY	6-5, 273, Grad.
	70	Justin Martinez	6-3, 275, R-Soph.

DEFENSE

DE	55	TODNEY EVANS	6-3, 228, R-Fr.
	49	Delwaun Beard	6-3, 235, Jr.
DT	91	KEVIN THOMPSON	6-4, 230, Soph.
	98	Junior Estelus	6-1, 286, R-Sr.
DT	50	DeMARCUS WOMACK	6-4, 305, Jr.
	53	Taivon Butler	6-2, 251, Soph.
DE	58	JAMAL THOMAS	6-2, 295, Fr.
	79	Alex Jones	6-4, 265, Fr.
OLB	16	DONALD SMITH	6-0, 218, R-Sr.
	44	Jason Smith, Jr.	6-1, 215, Sr.
MLB	42	TRENTON BRIDGES	6-0, 234, R-Fr.
	46	Atreyu Farrior	6-1, 220, R-Soph.
OLB	11	ROBERT WAY	6-1, 220, R-Sr.
	5	Veion Robinson	6-2, 207, Soph.
CB	20	JOCELYN BORGELLA, Jr.	5-6, 183, Sr.
	24	James Darby II	5-8, 180, R-Fr.
FS	34	TY'RE SIMMONS	5-9, 178, Sr.
	22	Diquan Richardson	6-0, 170, Soph.
SS	6	MARQUIS DRAYTON	6-1, 201, R-Sr.
	23	Michael Westray	6-1, 200, R-Jr.
CB	22	DIQUAN RICHARDSON	5-11, 167, Soph.
	35	Elliott Miller	5-9, 158, Fr.

SPECIALISTS

PK	41	URIEL HERNANDEZ	5-7, 190, Fr.
	39	Javaunie Francis	6-3, 218, Fr.
KO	39	JAVAUNIE FRANCIS	6-3, 218, Fr.
	41	Uriel Hernandez	5-7, 190, Fr.
P	38	JONATHAN CAGLE	6-3, 183, Jr.
	39	Javaunie Francis	6-3, 218, Fr.
LS	64	MURPHY ALLEN	6-2, 260, R-Soph.
	26	Cary White	5-10, 210, Grad.
SS	64	MURPHY ALLEN	6-2, 260, R-Soph.
	26	Cary White	5-10, 210, Grad.
HO	38	JONATHAN CAGLE	6-3, 183, Jr.
	2	Larry Brihm, Jr.	5-11, 209, R-Soph.
PR	15	FRANK BROWN	5-11, 209, R-Soph.
	8	Jaime Wilson	5-11, 196, R-Jr.
KR	6	MARQUIS DRAYTON	6-1, 201, R-Sr.
	80	Keavon Mitchell	5-9, 173, Fr.

START CHART

OFFENSE

Player	'12	'13	'14	'15	Streak	Career
Bladek	-	11	10	3	-	24
Brihm	-	-	1	-	-	1
Brown	-	-	7	3	3	10
Carter	-	6	-	1	-	7
Jawill Davis	-	-	-	3	3	3
K. Davis	-	-	1	-	-	1
Dillard	-	-	1	-	-	1
Huff	-	5	10	4	16	19
M. Jones	-	-	-	1	-	1
Jordan	-	5	6	3	2	14
Lumas	-	-	1	1	-	2
Mitchell	-	-	-	4	4	4
Montgemery	-	-	9	4	10	13
Morris	-	-	4	4	4	8
Nelson	-	-	-	1	-	1
Norman	-	-	-	2	2	2
Turner	-	-	1	-	-	1
White	-	2	4	-	-	6
Q. Williams	7	7	10	4	8	28
J. Wilson	-	-	7	2	2	9
R. Wilson	-	-	7	3	1	10

START CHART

DEFENSE

Player	'12	'13	'14	'15	Streak	Career
Beard	-	-	-	2	-	2
Borgella	1	-	-	2	2	3
Bridges	-	-	-	4	4	4
Bryant	2	-	-	-	-	2
Butler	-	-	-	2	-	2
Darby	-	-	-	1	-	1
Je. Davis	-	-	-	1	-	1
Drayton	-	10	5	4	5	19
Estelus	-	-	2	1	-	3
Evans	-	-	-	2	2	2
Miller	-	-	-	3	-	3
Richardson	-	-	-	1	1	1
T. Simmons	-	-	11	4	15	16
Smith	1	4	10	4	8	19
Thomas	-	-	-	4	4	4
K. Thompson	-	-	-	2	2	2
Way	-	-	1	4	4	5
Westray	-	-	1	-	-	1
A. Williams	-	-	6	-	-	6
T. Williams	-	-	-	2	-	2
Womack	-	-	-	1	1	1

START CHART

SPECIAL TEAMS

Player	'12	'13	'14	'15	Streak	Career
Cagle	-	12	11	4	27	27
Francis	-	-	-	4	4	4
Hernandez	-	-	-	3	3	3
Murphy	-	-	11	4	15	15

PRONUNCIATION GUIDE

Delwaun Beard	DELL-won
Dariusz Bladek	DARE-ee-YOU-sh
	BLAY-deck
Jocelyn Borgella	BORE-jell-ah
Patrick Byndloss	Bend-LOSS
Jontavious Carter	John-TAY-VEE-us
Travares Copeland	Trey-VAR-us
Marquis Drayton	Mar-KEYS
Junior Estelus	ESS-tell-US
Atreyu Farrior	Uh-TREY-you
Javaunie Francis	Juh-VAUGHN-ee
Uriel Hernandez	YOUR-ee-ell
Metuschellah Jeudy	Muh-TWO-SHELL-uh
	JUDY
Ja-Quan Lumas	Jew-KWAN
Deonte Mayo	DEE-on-TAY
	MAY-OH
Alexander Morales	More-RAHL-es
Dre'Sean Nelson	DRAY-shun
Werley Placide	Whirl-EE
	Pluh-SEED
DiShawn Ray	DEE-sean
Veion Robinson	VEE-on
Nicholas Roos	REWS
Jamaruz Thompkins	Juh-MARE-us
Akevious Williams	Ah-KEY-VEE-us
Romia Wilson	Roe-MY-uh



TERRY SIMS

**Head Coach, First Season
Knoxville, 1994**

Terry Sims was introduced as the 15th head coach at Bethune-Cookman University on December 22, 2015. The 43-year old native of Jesup, Georgia took over the program after spending the previous five years as an assistant coach for the Wildcats. While the 2015 season will be his first as head coach, it will be his sixth year overall with the Maroon and Gold of Bethune-Cookman.

Sims is recognized nationally by several collegiate and professional coaches as “a head coach that is just now getting his program”, after being viewed as head coach material for quite some time – though continuing to serve as an assistant. His football knowledge and defensive prowess is unparalleled, and viewed by many as second-to-none. Since his arrival in Daytona Beach back in 2010, the Wildcats defense has consistently ranked in the top 25 statistically in several categories.

In his five years prior to accepting the head coaching position with the Maroon and Gold, Sims served as assistant head coach. He oversaw a variety of the day-to-day duties of the B-CU program, as well as working extensively with the safeties, and serving as special teams coordinator. He helped to coach a number of Mid-Eastern Athletic Conference all-league performers, in addition to 2013 All-America safety Nick Addison.

In 2014, B-CU once again captured no less than a share of the school’s seventh MEAC crown all-time, as well as the fourth title in the last five seasons. Once again, the defensive side of the ball was a huge part of that success, as they finished in the top three of several categories in the league, as well as nationally.

The defensive unit finished atop the FCS for total defense and rush defense. The Cats allowed just 237.5 yards per game to their opposition, while also allowing just 79.9 yards per game on the ground. The team would go on to finish second in the FCS for first downs defense, and seventh nationally in passing yards allowed (157.6 p/g).

During the 2013 campaign, the B-CU secondary once again caused havoc amongst opposing offenses around the MEAC and nation alike. In all, 14 of the team’s 19 interceptions were recorded by the secondary, including a team-high five by safety Nick Addison. The unit finished third in the MEAC for pass defense, allowing just 149.2 yards per game through the air. The Wildcats finished second in the league for interceptions, grabbing 19 and returning three for scores. That number allowed them to finish tied for fifth nationally for passes intercepted, and on the third-fewest passes attempted (326) among the top 20 team for that category.

In 2012, the Wildcats stood as the third-best team in the nation for passes intercepted, bringing down 20 on the campaign. They also improved a spot from 12th in passing defense in 2011, up to 11th in 2012. The Cats’ 20 interceptions also ranked as the most for any team sitting in the top 25 for passing defense overall. In passing efficiency defense, the Wildcats were second in the nation. For scoring defense, Bethune-Cookman not only finished second in the MEAC, but 10th nationally.

In capturing their second MEAC crown in three years, the Wildcats defense helped limit the opposition all season long in 2012. As a unit, the Cats finished second in scoring defense in the league, in addition to third in total defense. Since his arrival, the B-CU defense has finished no lower than fourth in the league in those categories.

In takeaways, the B-CU defense sat atop the league with +18 in turnover margin. That comes on the heels of the team finishing atop the league in red zone defense. That was up a space from 2011 where they finished the season second in the league.

During the 2011 campaign, the Wildcats improved nationally to 14th in the NCAA FCS in pass defense, holding opponents to just 174.5 yards passing per game.

Sims aided Bethune-Cookman in reaching fourth in the final NCAA FCS rankings for pass efficiency defense (93.97) in 2010, in addition to ranking 25th nationally in pass defense (174.92 YPG). His defensive backs combined for 13 interceptions, making a big contribution to B-CU’s number one ranking in the NCAA for turnover margin.

Before arriving in Daytona Beach, Sims spent four seasons as recruiting coordinator, special teams coordinator and defensive backs coach at Howard University. Prior to moving into the MEAC, Sims coached cornerbacks at the University of Louisiana at Lafayette for two seasons, working to improve passing coverage, and aiding the Ragin’ Cajuns in attaining top-25 national pass defense rankings.

An experienced coach with ties to Texas and the Mid-Atlantic region, Sims previously served in the secondary at Prairie View A&M. While working with the Panthers, Sims coached the defensive backs, in addition to kick returners. He was also in charge of breaking down film and preparing opponent scouting reports. Additionally, he was active in the planning of recruiting weekends, organizing on-and-off campus recruiting, while serving the role of academic and compliance liaison.

Prior to joining the PVAMU staff in 2004, Sims was the defensive backs coach at Texas Southern University in Houston, also serving as the assistant head coach for three seasons and was recruiting and video coordinator.

During his four-year term with the Tigers, Sims coached some of the top defensive backs in the Southwestern Athletic Conference, including Santino Hall, who finished the 2001 season leading the conference in pass breakups with 20, and Oliver Celestine, who led TSU in interceptions and broke the school record for yards on an interception return. Both players went on to play professionally (Celestine: NY Jets, Hall: Saskatchewan Roughriders).

Before coaching at TSU, Sims worked with the running backs at Austin Peay for three seasons. He produced the 1997 Offensive MVP, Chris Black, and DeAunta McAfee, who tied the school touchdown record.

Sims began his coaching career as a student assistant in 1994, working with the linebackers at his alma mater, Knoxville College. His next stop was at the University of Louisville, where he assisted the defensive backs as a graduate assistant in 1995 and had the opportunity to work with Sam Madison, who set the school record for interceptions (16) and passes defended (44), going on to be a four-time Pro Bowl selection with the Miami Dolphins and tie the NFL interception record (21).

Sims is a 1994 graduate of Knoxville College, where he was a team captain as a defensive back on the gridiron, while also patrolling center field in baseball. He would go on to earn his Master’s Degree from Louisville in 1997. A native of Jesup, Ga., Sims is married to Joyce. The couple has two children: daughter Sierra, and son Xavier.



SIMS FILE

PERSONAL

Hometown	Jesup, Ga.
Education	Knoxville, 1994 (B.S., Psychology) Louisville, 1997 (M.Ed., Education)
Family	wife Joyce; daughter Sierra; son Xavier

COACHING EXPERIENCE

1994	Linebackers (Student Assistant), Knoxville
1995-96	Defensive Backs (Graduate Assistant), Louisville
1997-99	Running Backs/Recruiting Coord., Austin Peay
2000	Defensive Backs/Recruiting Coord., Texas Southern
2001-03	Asst. Head Coach/Defensive Backs, Texas Southern
2004	Defensive Backs/Special Teams, Prairie View A&M
2005-06	Cornerbacks, UL-Lafayette
2006-09	DBs/Special Teams/Recruiting Coord., Howard
2006-09	DBs/Special Teams/Recruiting Coord., Howard
2010-14	Asst. HC/Safeties/Special Teams, Bethune-Cookman
2015	Head Coach, Bethune-Cookman

FCS PLAYOFF EXPERIENCE, COACH (3)



2010	Second Round vs. New Hampshire
2012	First Round vs. Coastal Carolina
2013	First Round at Coastal Carolina

PLAYING EXPERIENCE

1990-93	Knoxville
----------------	-----------



GAME RECAPS

GAME 1 • MIAMI GARDENS, FLA. • SUN LIFE STADIUM			
		BETHUNE-COOKMAN	0
		MIAMI (FLA.)	45
SCAN QR CODE FOR: Photos, Stats, Interviews, Highlights, Game Replay			

GAME NOTES

- The 45-0 loss tonight marks the first shutout loss for the Wildcats in a span of 94 games, dating back to Nov. 11, 2006.
- The loss for Bethune-Cookman marks the fourth of its kind against an Atlantic Coast Conference opponent. B-CU is 0-3 against Miami, and 0-1 against Florida State.
- In his second game ever as a kick returner, SS Marquis Drayton logged five kickoff returns for 110 yards – including a 31-yarder after the weather delay.
- With Bethune-Cookman trailing 10-0 in the second quarter, a delay of over an hour – officially one hour and 14 minutes, stopped play due to inclement weather. The delay forced the third and fourth quarters to be just 10 minutes in length.
- Despite Quentin Williams getting the start, both Larry Brihm and Williams saw action under center. That marks the fifth consecutive season B-CU has used a two-quarterback system.

STATISTICS

SCORING	1	2	3	4	OT	F
Bethune-Cookman	0	0	0	0	—	0
Miami (Fla.)	7	24	7	7	—	45

SCORING SUMMARY

1st	6:42	UM	Dobard 5 pass from Kaaya (Badgley kick)
2nd	12:21	UM	Badgley 25 field goal
	3:42	UM	Scott 17 pass from Kaaya (Badgley kick)
	2:21	UM	Yearby 25 run (Badgley kick)
	1:37	UM	Elder 72 punt return (Badgley kick)
3rd	2:14	UM	Walton 5 run (Badgley kick)
4th	2:27	UM	Gray 1 run (Badgley kick)

TEAM STATISTICS	BCU	UM
FIRST DOWNS	5	20
RUSHES-YARDS (NET)	35-53	26-195
PASSING YDS (NET)	26	184
Passes Att-Comp-Int	11-4-2	31-17-0
TOTAL OFFENSE PLAYS-YARDS	46-79	57-379
Fumble Returns-Yards	0-0	0-0
Punt Returns-Yards	1-11	4-83
Kickoff Returns-Yards	5-110	1-27
Interception Returns-Yards	0-0	2-4
Punts (Number-Avg)	10-37.0	4-44.0
Fumbles-Lost	1-0	2-1
Penalties-Yards	8-60	4-30
Possession Time	27:38	22:22
Third-Down Conversions	1 of 12	3 of 11
Fourth-Down Conversions	0 of 1	2 of 2
Red-Zone Scores-Chances	0-0	5-5
Sacks By: Number-Yards	1-7	5-35

INDIVIDUAL STATISTICS

RUSHING: BCU — Thompkins 3-14; Jordan 6-12; Q. Williams 15-11; Brihm 4-11; White 2-8. UM — Walton 10-85; Gray 8-77; Yearby 6-40.

PASSING: BCU — Q. Williams 2-7-1-8; Brihm 2-4-1-18. UM — Kaaya 16-27-0-173, 2 TD; Rosier 1-4-0-11.

RECEIVING: BCU — Wilson 2-18; Davis 1-10; Jordan 1-minus 2. UM — Scott 6-100; Dobard 2-20; Coley 2-11; Waters 2-10; Yearby 2-8; Lewis 1-17; Gray 1-11; Berrios 1-7.

INTERCEPTIONS: BCU — None. UM — Burns 1-4; Jenkins 1-0.

FUMBLES: BCU — M. Jones 1-0. UM — Kaaya 1-1; Gray 1-0.

SACKS (UA-A): BCU — Evans 1-0. UM — Gayot 1-1; Elder 1-0; Harris 0-1; McCord 0-1; Kamalu 0-1; Norton 1-0.

TACKLES (UA-A): BCU — D. Richardson 4-1; Way 3-1; Drayton 3-0; Beard 2-1; T. Simmons 2-1; Darby 2-1; Miller 2-1; Thompson 2-1; Mayo 1-2. UM — Harris 2-3; Gayot 3-1; McCray 2-2; Jackson 1-3; Elder 3-0; McCord 2-1; Johnson 1-2; Grace 1-2.

GAME 2 • GRAMBLING, LA. • EDDIE G. ROBINSON STADIUM			
		BETHUNE-COOKMAN	56
		GRAMBLING STATE	53
SCAN QR CODE FOR: Photos, Stats, Interviews, Highlights, Game Replay			

GAME NOTES

- Terry Sims tallied his first win as a collegiate head coach in the victory on the road.
- The 56 points by Bethune-Cookman is the most since scoring 66 against Virginia Union on Sept. 7, 2013. The last time B-CU scored 56 or more points against a Division I opponent was a 59-point outburst against Savannah State on Nov. 12, 2011.
- Bethune-Cookman's victory gives the Wildcats their first winning streak (consecutive wins) against Grambling State for the first time in history.
- Redshirt sophomore WR Jawill Davis hauled in a career-best eight catches for a career-high 199 yards and two touchdowns in a come-from-behind win for Bethune-Cookman over Grambling State on the road in Louisiana. For Davis, the touchdown receptions were the first in his career.

STATISTICS

SCORING	1	2	3	4	OT	F
Bethune-Cookman	0	14	14	28	—	56
Grambling State	7	7	10	29	—	53

SCORING SUMMARY

1st	4:05	GS	J. Williams 5 run (Orozco kick)
2nd	9:29	GS	C. Williams 4 pass from J. Williams (Orozco kick)
	6:56	BC	Lumas 5 pass from Brihm (Hernandez kick)
	1:11	BC	Brown 7 pass from Brihm (Hernandez kick)
3rd	13:18	GS	Orozco 42 field goal
	6:39	BC	J. Wilson 8 pass from Brihm (Hernandez kick)
	4:11	GS	C. Williams 0 fumble recovery (Orozco kick)
	2:15	BC	Jordan 2 run (Hernandez kick)
4th	14:56	GS	Orozco 41 field goal
	13:18	GS	Jolivet safety
	11:39	GS	Orozco 42 field goal
	9:08	BC	Brown 8 pass from Q. Williams (Q. Williams rush failed)
	7:34	BC	JaWill Davis 29 pass from Q. Williams (Hernandez kick)
	5:06	GS	Carter 35 run (Orozco kick)
	3:37	BC	JaWill Davis 28 pass from Q. Williams (Carter pass from Q. Williams)
	1:48	BC	Jordan 41 run (Hernandez kick)
	0:54	GS	Rogers 12 pass from J. Williams (Orozco kick)

TEAM STATISTICS	BCU	GSU
FIRST DOWNS	24	30
RUSHES-YARDS (NET)	36-60	42-177
PASSING YDS (NET)	463	347
Passes Att-Comp-Int	48-34-0	48-31-1
TOTAL OFFENSE PLAYS-YARDS	84-523	90-524
Fumble Returns-Yards	0-0	0-0
Punt Returns-Yards	1-4	2-11
Kickoff Returns-Yards	8-151	8-174
Interception Returns-Yards	1-0	0-0
Punts (Number-Avg)	8-31.0	5-44.2
Fumbles-Lost	4-1	4-2
Penalties-Yards	7-111	11-139
Possession Time	32:43	27:17
Third-Down Conversions	8 of 17	3 of 14
Fourth-Down Conversions	0 of 0	1 of 2
Red-Zone Scores-Chances	5-5	4-5
Sacks By: Number-Yards	2-14	5-27

INDIVIDUAL STATISTICS

RUSHING: BCU — Jordan 12-33; M.D. Jones 5-27.

GSU — J. Williams 17-61; Carter 10-54; Kelly 12-48.

PASSING: BCU — Brihm, Jr. 17-26-0-219, 3 TD;

Q. Williams 17-22-0-244, 3 TD. GSU — Williams 31-48-1-347, 4 TD.

RECEIVING: BCU — Jawill Davis 8-199; Mitchell 6-85; Brown 6-65;

J. Wilson 5-44. GSU — C. Williams 11-140; Rogers 8-98;

Hunter 2-26.

INTERCEPTIONS: BCU — Drayton 1-0. GSU — None.

FUMBLES: BCU — Jordan 2-1; Mitchell 1-0; Q. Williams 1-0.

GSU — Carter 1-0; Bazile 1-1; Kelly 1-1; C. Williams 1-0.

SACKS (UA-A): BCU — Evans 1-1; Butler 0-1. GSU — Jolivet 2-0;

Bailey 1-0; Roach 1-0; Madise 1-0.

TACKLES (UA-A): BCU — Richardson 7-4; Evans 5-3; Bridges 3-5; Way 5-2; T. Simmons 4-2; A. Williams 4-0; Beard 4-0. GSU — Taylor 2-6; Stallworth 6-1; Griffith 4-3; Jackson 4-2; Jolivet 5-0.

GAME 3 • DAYTONA BEACH, FLA. • MUNICIPAL STADIUM			
		LANE	3
		BETHUNE-COOKMAN	7
SCAN QR CODE FOR: Photos, Stats, Interviews, Highlights, Game Replay			

GAME NOTES

- With just a field goal surrendered, the Bethune-Cookman defense registered its first game at home without allowing a touchdown since collecting a 48-3 win over Norfolk State on Oct. 20, 2012.
- Anthony Jordan's 74 yards rushing led the Wildcats to a season-best 209 yards on the ground. Michael D. Jones added 70 and Quentin Williams supplied 63 from his quarterback position.
- Linebackers Robert Way and Donald Smith each tallied a team-high nine tackles, while Way chipped in with 2.5 tackles for loss.
- With a win in his home debut, Terry Sims joins Larry Little, Alvin B. Wyatt, Sr. and Brian Jenkins as head coaches to win their home debut inside Municipal Stadium.
- The 7-3 victory was the first time the Wildcats failed to reach double figures at home since a 24-3 loss to South Carolina State on September 12, 2009.

STATISTICS

SCORING	1	2	3	4	OT	F
Lane	0	0	0	3	—	3
Bethune-Cookman	0	7	0	0	—	7

SCORING SUMMARY

2nd	9:23	BC	Jordan 9 run (Hernandez kick)
4th	6:38	LC	Moore 28 field goal

TEAM STATISTICS	LANE	BCU
FIRST DOWNS	17	20
RUSHES-YARDS (NET)	40-180	40-209
PASSING YDS (NET)	108	186
Passes Att-Comp-Int	24-11-0	22-15-1
TOTAL OFFENSE PLAYS-YARDS	64-288	62-395
Fumble Returns-Yards	1-12	0-0
Punt Returns-Yards	0-0	3-78
Kickoff Returns-Yards	2-34	2-36
Interception Returns-Yards	1-0	0-0
Punts (Number-Avg)	5-39.2	4-43.2
Fumbles-Lost	0-0	2-2
Penalties-Yards	8-57	8-124
Possession Time	31:35	28:25
Third-Down Conversions	5 of 13	6 of 11
Fourth-Down Conversions	0 of 1	1 of 1
Red-Zone Scores-Chances	1-2	1-4

INDIVIDUAL STATISTICS

RUSHING: LANE — Willingham 5-70; Reynolds 21-61; Mitchell 3-30;

Bush 7-13. BCU — Jordan 15-74; M.D. Jones 9-70;

Q. Williams 15-63; J. Wilson 1-2.

PASSING: LANE — Reynolds 11-24-0-108.

BCU — Q. Williams 14-19-1-168; Brihm 1-3-0-18.

RECEIVING: LANE — Thomas 3-45; Mitchell 2-36; Hampton 2-7;

Crawford 1-12; Gaines 1-7; Willingham 1-5. BCU — Brown 6-55;

J. Davis 3-48; M.D. Jones 2-28; J. Wilson 2-19; Carter 1-28;

Robinson 1-8.

INTERCEPTIONS: LANE — Coates 1-0. BCU — None.

FUMBLES: LANE — None. BCU — Q. Williams 1-1; Drayton 1-1.

SACKS (UA-A): LANE — None. BCU — Farrior 1-1; Butler 0-1;

Beard 0-1; T. Simmons 0-1.

TACKLES (UA-A): LANE — Brown 12-3; Kelly 6-4; Craig 3-4; Hill 2-4;

Blackmon 2-3; Wrancher 4-0. BCU — Way 6-3; Smith 4-5;

Bridges 2-5; Borgella 2-3; Butler 3-1; Thomas 2-2; T. Simmons 1-3;

Thompson 3-0; Miller 2-1; Farrior 2-1.



GAME RECAPS

GAME 4 • DAYTONA BEACH, FLA. • MUNICIPAL STADIUM			
		SAVANNAH STATE	12
		BETHUNE-COOKMAN	42
SCAN QR CODE FOR: Photos, Stats, Interviews, Highlights, Game Replay			

GAME NOTES

- For the second consecutive game, the Bethune-Cookman defense failed to allow an offensive touchdown from the opposition. The only touchdown allowed came off an interception in the end zone by the Savannah State defense.
- The B-CU defense allowed just 91 yards rushing, marking the first time this season the defense held an opponent under 100 yards rushing in a contest. It is also the second consecutive game the defense has not allowed a rushing touchdown.
- Cornerback Jocelyn Borgella, Jr. logged his second career interception in the victory over Savannah State. In fact, both of the walk-ons' interceptions have come against Savannah State, with the last being a pick in 2013 at home against the Tigers in the friendly confines of Municipal Stadium.
- Redshirt senior quarterback Quentin Williams passed for a game-high 207 yards (just under a career-high of 22 from a season ago), and rushed for 100 yards. He became the first quarterback to pass for at least 200 yards and rush for at least 100 in a game since Jimmie Russell in 2004 (vs. FAMU – 325 passing / 101 rushing). Williams also tied a career-high with two passing touchdowns.

STATISTICS

SCORING	1	2	3	4	OT	F
Savannah State	3	0	0	9	—	12
Bethune-Cookman	7	14	7	14	—	42

SCORING SUMMARY

1st	6:10	SSU	Barron 38 FG
	3:07	BC	Wilson 13 pass from Q. Williams (Hernandez kick)
2nd	5:08	BC	Jordan 11 run (Hernandez kick)
	1:20	BC	Jawill Davis 56 pass from Brihm (Hernandez kick)
3rd	6:19	BC	M.D. Jones 2 run (Hernandez kick)
4th	13:37	SSU	Barron 42 FG
	12:41	SSU	Myers 0 interception return (Wilson rush failed)
	9:37	BC	Wilson 8 pass from Q. Williams (Hernandez kick)
	6:53	BC	M.D. Jones 50 run (Hernandez kick)

TEAM STATISTICS	SSU	BCU
FIRST DOWNS	21	27
RUSHES-YARDS (NET)	36-91	42-289
PASSING YDS (NET)	184	303
Passes Att-Comp-Int	36-20-1	27-13-1
TOTAL OFFENSE PLAYS-YARDS	72-275	69-592
Fumble Returns-Yards	0-0	0-0
Punt Returns-Yards	1-4	1-6
Kickoff Returns-Yards	4-61	4-67
Interception Returns-Yards	1-0	1-0
Punts (Number-Avg)	5-35.0	3-50.7
Fumbles-Lost	3-1	1-1
Penalties-Yards	6-41	23-212
Possession Time	32:19	27:41
Third-Down Conversions	3 of 15	5 of 9
Fourth-Down Conversions	2 of 3	0 of 1
Red-Zone Scores-Chances	1-4	4-4
Sacks By: Number-Yards	0-0	2-17

INDIVIDUAL STATISTICS

RUSHING: SSU — R. Williams 15-79; Spaulding 11-32; Frazier 1-4; Berry 3-4. BCU — Q. Williams 9-100; M.D. Jones 11-77; Jordan 12-54; Thompkins 3-25; Brihm 5-22.

PASSING: SSU — Spaulding 11-21-0-102; Handler 9-15-1-82. BCU — Q. Williams 9-18-0-207; Brihm 4-9-1-96..

RECEIVING: SSU — J. Harris 5-37; K. Wilson 4-39; Carrera 4-38; London 2-19; Berry 1-20; Frazier 1-11; Hagan 1-9. BCU — Jawill Davis 3-77; Wilson 3-57; Mitchell 2-57; Lumas 2-47; M.D. Jones 1-43; Brown 1-13; Nelson 1-9.

INTERCEPTIONS: SSU — Myers 1-0. BCU — Borgella 1-0.

FUMBLES: SSU — Spaulding 2-1; Livingston 1-0. BCU — Q. Williams 1-1.

SACKS (UA-A): SSU — None. BCU — J. Smith 1-0; Placide 1-0.

TACKLES (UA-A): SSU — M. Smith 3-5; L. Jordan 2-4; Myers 0-5; Crowley 3-1; Bennett 3-1; Bailey 3-1; Mobley 1-3; Hilliard 0-4; Simmons 0-4; Ashford 1-2; T. Simmons 1-2; Goubadia 0-3. BCU — J. Smith 3-4; Farrior 2-4; Evans 1-4; Borgella 1-3; Beard 1-3; T. Simmons 1-3; Richardson 1-3; Thompson 0-4.



2015 STATISTICS (OVERALL: 3-1, MEAC: 1-0, HOME: 2-0, AWAY: 1-1, NETRAL: 0-0)

RESULTS

RESULTS					0-1 (0-0 MEAC)	
DATE	BC	OPP	OPPONENT	W/L	SCORE	ATT
Sept. 5	—	—	at Miami (Fla.)	L	0-45	43,467
Sept. 12	—	—	at Grambling State	W	56-53	10,627
Sept. 19	—	—	Lane	W	7-3	5,026
Sept. 26	—	—	• Savannah State	W	42-12	5,975
Oct. 3	—	—	• at North Carolina Central			
Oct. 8	—	—	• South Carolina State			
Oct. 17	—	—	• at North Carolina A&T			
Oct. 24	—	—	• Norfolk State			
Oct. 31	—	—	• at Delaware State			
Nov. 7	—	—	• Morgan State			
Nov. 21	—	—	• vs. Florida A&M			

TEAM STATISTICS

	BCU	OPP
SCORING	105	113
Points Per Game	26.2	28.2
Points Off Turnovers	21	16
FIRST DOWNS	76	88
Rushing	31	37
Passing	40	40
Penalty	5	11
RUSHING YARDAGE	611	643
Yards gained rushing	738	775
Yards lost rushing	127	132
Rushing Attempts	153	144
Average Per Rush	4.0	4.5
Average Per Game	152.8	160.8
TDs Rushing	6	5
PASSING YARDAGE	978	823
Comp-Att-Int	66-108-4	79-139-2
Average Per Pass	9.1	5.9
Average Per Catch	14.8	10.4
Average Per Game	244.5	205.8
TDs Passing	9	6
TOTAL OFFENSE	1589	1466
Total Plays	261	283
Average Per Play	6.1	5.2
Average Per Game	397.2	366.5
KICK RETURNS: #-Yards	19-364	15-296
PUNT RETURNS: #-Yards	6-99	7-98
INT RETURNS: #-Yards	2-0	4-4
KICK RETURN AVERAGE	19.2	19.7
PUNT RETURN AVERAGE	16.5	14.0
INT RETURN AVERAGE	0.0	1.0
FUMBLES-LOST	8-4	9-4
PENALTIES-Yards	46-507	29-267
Average Per Game	126.8	66.8
PUNTS-Yards	25-943	19-768
Average Per Punt	37.7	40.4
Net punt average	31.4	34.2
TIME OF POSSESSION/Game	29:07	28:23
3RD-DOWN Conversions	20/49	14/53
3rd-Down Pct	41%	26%
4TH-DOWN Conversions	1/3	5/8
4th-Down Pct	33%	62%
SACKS BY-Yards	8-53	10-62
MISC YARDS	0	0
TOUCHDOWNS SCORED	15	13
FIELD GOALS-ATTEMPTS	0-1	7-11
ON-SIDE KICKS	0-0	0-0
RED-ZONE SCORES	(10-13) 77%	(11-16) 69%
RED-ZONE TOUCHDOWNS	(10-13) 77%	(8-16) 50%
PAT-ATTEMPTS	(13-13) 100%	(12-12) 100%
ATTENDANCE	11001	54094
Games/Avg Per Game	2/5500	2/27047
Neutral Site Games		0/0

SCORE BY QUARTERS	1Q	2Q	3Q	4Q	OT	Total
Bethune-Cookman	7	35	21	42	—	105
Opponents	17	31	17	48	—	113

RUSHING

	G	ATT	GAIN	LOSS	NET	AVG	TD	LG	YPG
Anthony Jordan	4	45	201	28	173	3.8	4	41	43.2
Quentin Williams	4	46	233	61	172	3.7	0	30	43.0
Michael D. Jones	4	29	179	8	171	5.9	2	50	42.8
Jamaruz Thompkins	4	6	39	0	39	6.5	0	10	9.8
Larry Brihm, Jr.	4	20	63	30	33	1.6	0	17	8.2
Cary White	4	3	14	0	14	4.7	0	6	3.5
Cameron Rigby	2	2	5	0	5	2.5	0	5	2.5
Michael Butler	3	1	2	0	2	2.0	0	2	0.7
Jaime Wilson	4	1	2	0	2	2.0	0	2	0.5
TOTAL	4	153	738	127	611	4.0	6	50	152.8
OPPONENTS	4	144	775	132	643	4.5	5	35	160.8

PASSING

	G	EFF	C-A-I	PCT	YDS	TD	LG	AVG/G
Quentin Williams	4	162.38	42-66-2	63.6	627	5	43	156.8
Larry Brihm, Jr.	4	149.25	24-42-2	57.1	351	4	56	87.8
TOTAL	4	157.27	66-108-4	61.1	978	9	56	244.5
OPPONENTS	4	117.94	79-139-2	56.8	823	6	43	205.8

RECEIVING

	G	NO	YDS	AVG	TD	LG	AVG/G
Jawill Davis	4	15	334	22.3	3	56	83.5
Frank Brown	4	13	133	10.2	2	28	33.2
Jaime Wilson	4	12	138	11.5	3	36	34.5
Keavon Mitchell	4	8	142	17.8	0	41	35.5
Michael D. Jones	4	5	85	17.0	0	43	21.2
Ja-Quan Lumas	4	4	55	13.8	1	37	13.8
Anthony Jordan	4	4	12	3.0	0	18	3.0
Jontavious Carter	4	2	52	26.0	0	28	13.0
Dre'Sean Nelson	4	2	19	9.5	0	10	4.8
Veion Robinson	4	1	8	8.0	0	8	2.0
TOTAL	4	66	978	14.8	9	56	244.5
OPPONENTS	4	79	823	10.4	6	43	205.8

TOTAL OFFENSE

	G	PLAYS	RUSH	PASS	TOTAL	AVG/G
Quentin Williams	4	112	172	627	799	199.8
Larry Brihm, Jr.	4	62	33	351	384	96.0
Anthony Jordan	4	45	173	0	173	43.2
Michael D. Jones	4	29	171	0	171	42.8
Jamaruz Thompkins	4	6	39	0	39	9.8
Cary White	4	3	14	0	14	3.5
Cameron Rigby	2	2	5	0	5	2.5
Michael Butler	3	1	2	0	2	0.7
Jaime Wilson	4	1	2	0	2	0.5
TOTAL	4	261	611	978	1589	397.2
OPPONENTS	4	283	643	823	1466	366.5



2015 STATISTICS (OVERALL: 3-1, MEAC: 1-0, HOME: 2-0, AWAY: 1-1, NEUTRAL: 0-0)

SCORING

	TD	FGs	PAT	RUSH	RCV	PASS	DXP	SAF	PTS
Anthony Jordan	4	0-0	0-0	0-0	0	0-0	0	0	24
Jawill Davis	3	0-0	0-0	0-0	0	0-0	0	0	18
Jaime Wilson	3	0-0	0-0	0-0	0	0-0	0	0	18
Uriel Hernandez	0	0-1	13-13	0-0	0	0-0	0	0	13
Frank Brown	2	0-0	0-0	0-0	0	0-0	0	0	12
Michael D. Jones	2	0-0	0-0	0-0	0	0-0	0	0	12
Ja-Quan Lumas	1	0-0	0-0	0-0	0	0-0	0	0	6
Jontavious Carter	0	0-0	0-0	0-0	1	0-0	0	0	2
Quentin Williams	0	0-0	0-0	0-1	0	1-1	0	0	0
TOTAL	15	0-1	13-13	0-1	1	1-1	0	0	105
OPPONENTS	13	7-11	12-12	0-1	0	0-0	0	1	113

PUNT RETURNS

	NO	YDS	AVG	TD	LG
Frank Brown	4	84	21.0	0	72
Jaime Wilson	1	4	4.0	0	4
Robert Way	1	11	11.0	0	11
TOTAL	6	99	16.5	0	72
OPPONENTS	7	98	14.0	1	72

KICK RETURNS

	NO	YDS	AVG	TD	LG
Marquis Drayton	11	212	19.3	0	31
Jamaruz Thompkins	4	64	16.0	0	31
Keavon Mitchell	3	70	23.3	0	29
Ty're Simmons	1	18	18.0	0	18
TOTAL	19	364	19.2	0	31
OPPONENTS	15	296	19.7	0	44

INTERCEPTIONS

	NO	YDS	AVG	TD	LG
Marquis Drayton	1	0	0.0	0	0
Jocelyn Borgella	1	0	0.0	0	0
TOTAL	2	0	0.0	0	0
OPPONENTS	4	4	1.0	1	4

FUMBLE RETURNS

	NO	YDS	AVG	TD	LG
TOTAL	0	0	0.0	0	0
OPPONENTS	1	12	12.0	0	12

ALL-PURPOSE YARDS

	G	RUSH	REC	PR	KR	IR	TOT	AVG/G
Jawill Davis	4	0	334	0	0	0	334	83.5
Michael D. Jones	4	171	85	0	0	0	256	64.0
Frank Brown	4	0	133	84	0	0	217	54.2
Keavon Mitchell	4	0	142	0	70	0	212	53.0
Marquis Drayton	4	0	0	0	212	0	212	53.0
Anthony Jordan	4	173	12	0	0	0	185	46.2
Quentin Williams	4	172	0	0	0	0	172	43.0
Jaime Wilson	4	2	138	4	0	0	144	36.0
Jamaruz Thompkins	4	39	0	0	64	0	103	25.8
Ja-Quan Lumas	4	0	55	0	0	0	55	13.8
Jontavious Carter	4	0	52	0	0	0	52	13.0
Larry Brihm, Jr.	4	33	0	0	0	0	33	8.2
Dre'Sean Nelson	4	0	19	0	0	0	19	4.8
Ty're Simmons	4	0	0	0	18	0	18	4.5
Cary White	4	14	0	0	0	0	14	3.5
Robert Way	4	0	0	11	0	0	11	2.8
Veion Robinson	4	0	8	0	0	0	8	2.0
Cameron Rigby	2	5	0	0	0	0	5	2.5
Michael Butler	3	2	0	0	0	0	2	0.7
TOTAL	4	611	978	99	364	0	2052	513.0
OPPONENTS	4	643	823	98	296	4	1864	466.0

PUNTING

	NO	YDS	AVG	LG	TB	FC	I20	50+	BLK
Jonathan Cagle	19	751	39.5	64	3	5	8	5	0
Javaunie Francis	6	192	32.0	51	0	1	2	1	0
TOTAL	25	943	37.7	64	3	6	10	6	0
OPPONENTS	19	768	40.4	55	1	4	2	3	1

FIELD GOALS

	FG	PCT	0-19	20-29	30-39	40-49	50-99	LG	BLK
Uriel Hernandez	0-1	0.0	0-0	0-0	0-1	0-0	0-0	0	0

FIELD GOAL SEQUENCE

	BCU	OPPONENTS
Miami (Fla.)	-	(25)
Grambling State	-	(42), (41), (42)
Lane	36	28, (28), 48
Savannah State	-	(38), 33, 23, (42)

KICKOFFS

	NO	YDS	AVG	LG	OB	RET	NET	YDLN
Javaunie Francis	20	1079	54.0	2	3			
TOTAL	20	1079	54.0	2	3	296	36.7	28
OPPONENTS	24	1395	58.1	2	2	364	40.9	24



2015 STATISTICS (OVERALL: 3-1, MEAC: 1-0, HOME: 2-0, AWAY: 1-1, NEUTRAL: 0-0)

DEFENSIVE STATISTICS

	GP	UA	AT	TT	TFL-YDS	SACK-YDS	INT-YDS	PBU	QBH	FR-YDS	FF	BLK	SAF
Robert Way	4-4	15	7	22	2.5-10	.	.	5	.	1-0	.	.	.
Diquan Richardson	4-1	13	9	22	.	.	.	1	.	.	1	1	.
Trenton Bridges	4-4	7	13	20	1.5-1
Donald Smith	4-4	9	9	18	2.0-13
Ty're Simmons	4-4	8	9	17	1.5-6	0.5-1	.	1
Todney Evans	4-2	8	9	17	4.0-24	2.5-19	1	.	.
Kevin Thompson	4-2	8	6	14	1.0-5	.	.	1	.	1-0	1	.	.
Delwaun Beard	4-2	8	5	13	2.0-3	0.5-1
Jocelyn Borgella	4-2	5	7	12	1.0-1	.	1-0
Jason Smith, Jr.	4-0	6	5	11	2.0-11	1.0-8
Elliott Miller	4-3	7	3	10	.	.	.	2
Jamal Thomas	4-4	3	7	10	1.0-4	1-0	.	.	.
Atreyu Farrior	4-0	4	6	10	1.5-10	1.5-10
Taivon Butler	4-2	6	3	9	2.5-12	1.0-5
Arthur Williams	4-0	6	2	8	1.0-4	.	.	1
Marquis Drayton	4-4	4	2	6	.	.	1-0	1
Terry Harden	4-0	2	3	5
Deonte Mayo	4-0	1	4	5
DeMarcus Womack	3-1	1	4	5
Leroy Holt	4-0	2	2	4
James Darby II	2-1	3	1	4	1.0-2	.	.	2
Alexander Morales	4-0	.	4	4
Veion Robinson	4-0	1	3	4
Tony Williams	4-2	2	2	4	1.0-2	.	.	.	1	.	1	.	.
Jeremy Davis	4-1	2	2	4	.	.	.	1
Khaleel Castillo	3-0	1	2	3	0.5-1
Anthony Meyers	1-0	2	.	2	1.0-1
Werley Placide	4-0	1	1	2	1.0-9	1.0-9
Deitrich Johnson	4-0	1	1	2	1	.	.
Ky're Simmons	4-0	1	1	2	1.0-2
Michael Westray	4-0	1	1	2
Andre Scott	3-0	.	1	1
Dre'Sean Nelson	4-1	.	1	1
Jarren Davis	1-0	.	1	1	1
Dazzie Morris	4-4	1	.	1
Dariusz Bladek	3-3	1	.	1
Cary White	4-0	.	1	1
Stephen Bundy	2-0	1	.	1
Jamaruz Thompkins	4-0	1	.	1
Michael Butler	3-0	.	1	1
Ja-Quan Lumas	4-1	1-0	.	.	.
TOTAL	4-0	142	138	280	29-121	8-53	2-0	15	2	4-0	5	1	.
OPPONENTS	4-0	153	120	273	30.0-127	10-62	4-4	10	2	4-12	6	.	1



2015 STATISTICS (OVERALL: 3-1, MEAC: 1-0, HOME: 2-0, AWAY: 1-1, NEUTRAL: 0-0)

GAME-BY-GAME TEAM STATISTICS

GAME	FINAL SCORE	QUARTERS					1ST DOWNS		RUSHING NO-YDS-TD	PASSING			TOT OFF ATT-YDS	PUNTS NO-AVG	PENALTY F-FL NO-YDS	3RD DNS	4TH DNS	RED ZONE	SACKS NO-YDS	FIELD GOALS	POSSESSION TIME					
		1	2	3	4	OT	R-P-PE	TOT		C-A-I	YDS	TD									1	2	3	4	TOT	
Bethune-Cookman	0	0	0	0	0		2-2-1	5	35-53-0	4-11-2	26	0	46-79	10-37.0	1-0	8-60	1-12	0-1	0-0	1-7	0-0	6:55	8:30	4:46	7:27	27:38
at Miami (Fla.)	45	7	24	7	7		9-10-1	20	26-195-3	17-31-0	184	2	57-379	7-44.0	2-1	4-30	3-11	2-2	5-5	5-35	1-1	8:05	6:30	5:14	2:33	22:22
Bethune-Cookman	56	0	14	14	28		4-18-2	24	36-60-2	34-48-0	463	6	84-523	8-31.0	4-1	7-111	8-17	0-0	5-5	2-14	0-0	10:54	7:55	7:01	6:53	32:42
at Grambling State	53	7	7	10	29		11-17-2	30	42-177-2	31-48-1	347	4	90-524	5-44.2	4-2	11-139	3-14	1-2	4-5	5-27	3-3	4:06	7:05	7:59	8:07	27:17
Bethune-Cookman	7	0	7	0	0		11-9-0	20	40-209-1	15-22-1	186	0	62-395	4-43.2	2-2	8-124	6-11	1-1	1-4	3-15	0-1	8:32	6:02	6:37	7:14	28:25
Lane	3	0	0	0	3		10-6-1	17	40-180-0	11-24-0	108	0	64-288	5-39.2	0-0	8-57	5-13	0-1	1-2	0-0	1-3	6:28	8:58	8:23	7:46	31:35
Bethune-Cookman	42	7	14	7	14		14-11-2	27	42-289-3	13-27-1	303	3	69-592	3-50.7	1-1	23-212	5-9	0-1	4-4	2-17	0-0	7:58	5:47	7:20	6:36	27:41
Savannah State	12	3	0	0	9		7-7-7	21	36-91-0	20-36-1	184	0	72-275	5-35.0	3-1	6-41	3-15	2-3	1-4	0-0	2-4	7:02	9:13	7:40	8:24	32:19
Bethune-Cookman																										
at N.C. Central																										
Bethune-Cookman																										
South Carolina State																										
Bethune-Cookman																										
at North Carolina A&T																										
Bethune-Cookman																										
Norfolk State																										
Bethune-Cookman																										
at Delaware State																										
Bethune-Cookman																										
Morgan State																										
Bethune-Cookman																										
vs. Florida A&M																										

GAME-BY-GAME OFFENSIVE STARTERS

	LT	LG	C	RG	RT	QB	RB	WR	WR	WR	WR
at Miami (Fla.)	Huff	R. Wilson	Morris	Bladek	Montgomery	Q. Williams	Jordan	Nelson	Carter	Mitchell	Lumas (TE)
at Grambling St.	Huff	R. Wilson	Morris	Bladek	Montgomery	Q. Williams	M. Jones	Brown	Davis	Mitchell	Wilson
Lane	Huff	Morris	Norman	Bladek	Montgomery	Q. Williams	Jordan	Brown	Davis	Mitchell	Wilson
Savannah State	Huff	Morris	Norman	Wilson	Montgomery	Q. Williams	Jordan	Brown	Davis	Mitchell	Wilson
at North Carolina Central											
South Carolina State											
at North Carolina A&T											
Norfolk State											
at Delaware State											
Morgan State											
vs. Florida A&M											

GAME-BY-GAME DEFENSIVE STARTERS

	DE	DT	DT	DE	OLB	MLB	OLB	CB	S	S	CB
at Miami (Fla.)	Beard	T. Williams	Butler	Thomas	D. Smith	Bridges	Way	Darby	Drayton	T. Simmons	Miller
at Grambling St.	Beard	T. Williams	Estelus	Thomas	D. Smith	Bridges	Way	Davis	Drayton	T. Simmons	Miller
Lane	Evans	K. Thompson	Butler	Thomas	D. Smith	Bridges	Way	Borgella	Drayton	T. Simmons	Miller
Savannah State	Evans	K. Thompson	Womack	Thomas	D. Smith	Bridges	Way	Borgella	Drayton	T. Simmons	Richardson
at North Carolina Central											
South Carolina State											
at North Carolina A&T											
Norfolk State											
at Delaware State											
Morgan State											
vs. Florida A&M											



2015 STATISTICS (OVERALL: 3-1, MEAC: 1-0, HOME: 2-0, AWAY: 1-1, NEUTRAL: 0-0)

GAME-BY-GAME PASSING

LARRY BRIHM, JR.	COMP	ATT	INT	PCT	YDS	TD	LG	SACKS	EFF	QUENTIN WILLIAMS	COMP	ATT	INT	PCT	YDS	TD	LG	SACKS	EFF
at Miami (Fla.)	2	7	1	28.6	8	0	10	5-35	9.60	at Miami (Fla.)	2	4	1	50.0	18	0	16	0-0	37.80
at Grambling State	17	26	0	65.4	219	3	35	3-18	174.2	at Grambling State	17	22	0	77.3	244	3	39	2-9	215.4
Lane	1	3	0	33.3	18	0	18	0-0	83.73	Lane	14	19	1	73.7	168	0	28	0-0	137.43
Savannah State	4	9	1	44.4	96	1	56	0-0	148.5	Savannah State	9	18	0	50.0	207	2	43	0-0	183.3
at North Carolina Central										at North Carolina Central									
South Carolina State										South Carolina State									
at North Carolina A&T										at North Carolina A&T									
Norfolk State										Norfolk State									
at Delaware State										at Delaware State									
Morgan State										Morgan State									
vs. Florida A&M										vs. Florida A&M									

GAME-BY-GAME RUSHING (No.-Yards-TDs)

	NO-YDS-TD	MIA	GSU	LC	SSU	NCCU	SCSU	NCAT	NSU	DSU	MSU	FAMU
Anthony Jordan	45-173-4	6-12-0	12-33-2	15-74-1	12-54-1							
Quentin Williams	46-172-0	15-11-0	7-(-2)-0	15-63-0	9-100-0							
Michael D. Jones	29-171-2	4-(-3)-0	5-27-0	9-70-0	11-77-2							
Jamaruz Thompson	6-39-0	3-14-0	-	-	3-25-0							
Larry Brihm	20-33-0	4-11-0	11-0-0	-	5-22-0							
Cary White	3-14-0	2-8-0	-	-	1-6-0							
Cameron Rigby	2-5-0	1-0-0	DNP	DNP	1-5-0							
Jaime Wilson	1-2-0	-	-	1-2-0	-							
Michael Butler	1-2-0	-	1-2-0	DNP	-							

GAME-BY-GAME RECEIVING (No.-Yards-TDs)

	NO-YDS-TD	MIA	GSU	LC	SSU	NCCU	SCSU	NCAT	NSU	DSU	MSU	FAMU
Jawill Davis	15-334-3	1-10-0	8-199-2	3-48-0	3-77-1							
Keavon Mitchell	8-142-0	-	6-85-0	-	2-57-0							
Jaime Wilson	12-138-3	2-18-0	5-44-1	2-19-0	3-57-2							
Frank Brown	13-133-2	-	6-65-2	6-55-0	1-13-0							
Michael D. Jones	5-85-0	-	2-14-0	2-28-0	1-43-0							
Ja-Quan Lumas	4-55-1	-	2-8-1	-	2-47-0							
Jontavious Carter	2-52-0	-	1-24-0	1-28-0	-							
Dre'Sean Nelson	2-19-0	-	1-10-0	-	1-9-0							
Anthony Jordan	4-12-0	1-(-2)-0	3-14-0	-	-							
Veion Robinson	1-8-0	-	-	1-8-0	-							

GAME-BY-GAME PUNTING

JONATHAN CAGLE	NO	YDS	AVG	LG	I20	TB	50+	60+
at Miami (Fla.)	7	262	37.4	50	3	0	1	0
at Grambling State	5	164	32.8	54	3	0	1	0
Lane	4	173	43.2	51	1	3	2	0
Savannah State	3	152	50.7	64	1	0	1	1
at North Carolina Central								
South Carolina State								
at North Carolina A&T								
Norfolk State								
at Delaware State								
Morgan State								
vs. Florida A&M								

GAME-BY-GAME KICKING

URIEL HERNANDEZ	PAT	ATT	PCT	FG	FGA	PCT	LG	PTS
at Miami (Fla.)	DNP							
at Grambling State	6	6	1.000	0	0	0.00	-	6
Lane	1	1	1.000	0	1	0.00	-	1
Savannah State	6	6	1.000	0	0	0.00	-	6
at North Carolina Central								
South Carolina State								
at North Carolina A&T								
Norfolk State								
at Delaware State								
Morgan State								
vs. Florida A&M								

JAVAUNIE FRANCIS	NO	YDS	AVG	LG	I20	TB	50+	60+
at Miami (Fla.)	3	108	36.0	51	1	0	1	0
at Grambling State	3	84	28.0	47	1	0	0	0
Lane	0	0	0.00	0	0	0	0	0
Savannah State	0	0	0.00	0	0	0	0	0
at North Carolina Central								
South Carolina State								
at North Carolina A&T								
Norfolk State								
at Delaware State								
Morgan State								
vs. Florida A&M								

JAVAUNIE FRANCIS	PAT	ATT	PCT	FG	FGA	PCT	LG	PTS
at Miami (Fla.)	0	0	0.00	0	0	0	-	0
at Grambling State	0	0	0.00	0	0	0	-	0
Lane	0	0	0.00	0	0	0	-	0
Savannah State	0	0	0.00	0	0	0	-	0
at North Carolina Central								
South Carolina State								
at North Carolina A&T								
Norfolk State								
at Delaware State								
Morgan State								
vs. Florida A&M								

2015 STATISTICS (OVERALL: 3-1, MEAC: 1-0, HOME: 2-0, AWAY: 1-1, NEUTRAL: 0-0)

GAME-BY-GAME TACKLES (UT-AT-TT)

	UT-AT-TT	MIA	GSU	LC	SSU	NCCU	SCSU	NCAT	NSU	DSU	MSU	FAMU
Robert Way	15-7-22	3-1	5-2	6-3	1-1							
DiQuan Richardson	13-9-22	4-1	7-4	1-1	1-3							
Trenton Bridges	7-13-20	1-1	3-5	2-5	1-2							
Donald Smith	9-9-18	2-0	2-2	4-5	1-2							
Todney Evans	8-9-17	2-0	5-3	0-2	1-4							
Ty're Simmons	8-9-17	2-1	4-2	1-3	1-3							
Kevin Thompson	8-6-14	2-1	3-1	3-0	0-4							
Delwaun Beard	8-5-13	2-1	4-0	1-1	1-3							
Jocelyn Borgella	5-7-12	1-0	1-1	2-3	1-3							
Jason Smith	6-5-11	2-0	1-1	-	3-4							
Atreyu Farrior	4-6-10	0-1	-	2-1	2-4							
Jamal Thomas	3-7-10	-	1-3	2-2	0-2							
Elliott Miller	7-3-10	2-1	3-0	2-1	0-1							
Taivon Butler	6-3-9	1-0	2-1	3-1	0-1							
Arthur Williams	6-2-8	-	4-0	1-1	1-1							
Marquis Drayton	4-2-6	3-0	0-1	1-0	0-1							
Deonte Mayo	1-4-5	1-2	-	0-1	0-1							
DeMarcus Womack	1-4-5	-	0-2	DNP	1-2							
Terry Harden	2-3-5	-	1-1	-	1-2							
Leroy Holt	2-2-4	-	2-1	-	0-1							
Veion Robinson	1-3-4	0-1	-	1-0	0-2							
James Darby	3-1-4	2-1	1-0	DNP	DNP							
Jeremy Davis	2-2-4	1-0	-	-	1-2							
Tony Williams	2-2-4	-	0-1	-	2-1							
Alexander Morales	0-4-4	-	0-2	-	0-2							
Khaleel Castillo	1-2-3	1-1	-	DNP	0-1							
Michael Westray	1-1-2	-	-	-	1-1							
Ky're Simmons	1-1-2	-	1-1	-	-							
Deitrich Johnson	1-1-2	1-1	-	-	-							
Werley Placide	1-1-2	-	-	-	1-1							
Anthony Meyers	2-0-2	DNP	DNP	2-0	DNP							
Jamaruz Thompson	1-0-1	-	-	-	1-0							
Michael Butler	0-1-1	-	-	DNP	0-1							
Cary White	0-1-1	-	-	-	0-1							
Dazzie Morris	1-0-1	-	-	1-0	-							
Dariusz Bladek	1-0-1	1-0	-	-	DNP							
Dre'Sean Nelson	0-1-1	-	-	-	0-1							
Andre Scott	0-1-1	DNP	-	-	0-1							
Stephen Bundy	1-0-1	DNP	1-0	DNP	-							
Jarren Davis	0-1-1	DNP	DNP	DNP	0-1							

GAME-BY-GAME TACKLES FOR LOSS (TFL-YDS)

	TFL-YDS	MIA	GSU	LC	SSU	NCCU	SCSU	NCAT	NSU	DSU	MSU	FAMU
Todney Evans	4-0-24	1-0-7	1-5-12	0-5-2	1-0-3							
Robert Way	2-5-10	-	-	2-5-10	-							
Taivon Butler	2-5-12	-	1-5-7	0-5-3	0-5-2							
Delwaun Beard	2-0-3	-	-	0-5-1	1-5-2							
Jason Smith	2-0-11	-	-	-	2-0-11							
Donald Smith	2-0-13	-	1-0-6	1-0-7	-							
Trenton Bridges	1-5-1	-	1-0-1	0-5-0	-							
Ty're Simmons	1-5-6	-	-	1-0-3	0-5-3							
Atreyu Farrior	1-5-10	-	-	1-5-10	-							
James Darby	1-0-2	1-0-2	-	DNP	DNP							
Jamal Thomas	1-0-4	-	-	1-0-4	-							
Arthur Williams	1-0-4	-	-	-	1-0-4							
Kevin Thompson	1-0-5	-	-	1-0-5	-							
Ky're Simmons	1-0-2	-	1-0-2	-	-							
Werley Placide	1-0-9	-	-	-	1-0-9							
Anthony Meyers	1-0-1	DNP	DNP	1-0-1	DNP							
Tony Williams	1-0-2	-	-	-	1-0-2							
Jocelyn Borgella	1-0-1	-	-	-	1-0-1							
Khaleel Castillo	0-5-1	-	-	DNP	0-5-1							

GAME-BY-GAME SACKS (SACKS-YDS)

	SACKS-YDS	MIA	GSU	LC	SSU	NCCU	SCSU	NCAT	NSU	DSU	MSU	FAMU
Todney Evans	2-5-19	1-0-7	1-5-12	-	-							
Atreyu Farrior	1-5-10	-	-	1-5-10	-							
Werley Placide	1-0-9	-	-	-	1-0-9							
Jason Smith	1-0-8	-	-	-	1-0-8							
Taivon Butler	1-0-5	-	0-5-2	0-5-3	-							
Ty're Simmons	0-5-1	-	-	0-5-1	-							
Delwaun Beard	0-5-1	-	-	0-5-1	-							



2015 STATISTICS (OVERALL: 3-1, MEAC: 1-0, HOME: 2-0, AWAY: 1-1, NEUTRAL: 0-0)

SCORING DRIVES

OPPONENT	PLAYS	YDS	DRIVE TIME	QTR/ CLOCK	DRIVE START	PLAY
at Grambling State	8	59	2:25	2nd/6:56	BC41	Lumas 5 pass from Brihm
at Grambling State	13	80	3:12	2nd/1:11	BC20	Brown 7 pass from Brihm
at Grambling State	6	53	2:50	3rd/6:39	BC47	J. Wilson 8 pass from Brihm
at Grambling State	3	2	0:40	3rd/2:15	GS02	Jordan 2 run
at Grambling State	8	56	2:03	4th/9:08	BC44	Brown 8 pass from Q. Williams
at Grambling State	2	68	0:21	4th/7:34	BC32	Jawill Davis 29 pass from Q. Williams
at Grambling State	6	98	1:25	4th/3:37	BC02	Jawill Davis 28 pass from Q. Williams
at Grambling State	1	41	0:07	4th/1:48	GS41	Jordan 41 run
Lane	6	81	2:18	2nd/9:23	BC19	Jordan 9 run
Savannah State	6	92	2:54	1st/3:07	BC08	J. Wilson 13 pass from Q. Williams
Savannah State	7	69	2:38	2nd/5:08	BC31	Jordan 11 run
Savannah State	5	82	2:01	2nd/1:20	BC18	Jawill Davis 56 pass from Brihm
Savannah State	12	60	4:01	3rd/6:19	BC40	M.D. Jones 2 run
Savannah State	8	83	2:57	4th/9:37	BC17	J. Wilson 8 pass from Q. Williams
Savannah State	3	60	1:09	4th/6:53	BC40	M.D. Jones 50 run
AVERAGE DRIVE	6.3	65.6	2:04			

DRIVES SUPERLATIVES

MOST PLAYS:	14 vs. Lane	FEWEST PLAYS:	1, twice
MOST YARDS:	98 at Grambling State	FEWEST YARDS:	(-18) at Grambling State
LONGEST TIME:	6:18 vs. Lane	SHORTEST TIME:	0:05 at Grambling State

LONG PLAYS (25-plus yards from scrimmage)

YDS	PLAY	OPPONENT (QTR)
56	Jawill Davis pass from Larry Brihm (TD)	Savannah State (2nd)
50	Michael D. Jones run (TD)	Savannah State (4th)
43	Michael D. Jones pass from Quentin Williams	Savannah State (3rd)
41	Keavon Mitchell pass from Quentin Williams	Savannah State (4th)
41	Anthony Jordan run (TD)	at Grambling State (4th)
39	Jawill Davis pass from Quentin Williams	at Grambling State (4th)
37	Ja-Quan Lumas pass from Quentin Williams	Savannah State (1st)
36	Jaime Wilson pass from Quentin Williams	Savannah State (1st)
35	Jawill Davis pass from Larry Brihm	at Grambling State (2nd)
33	Michael D. Jones run	Lane (2nd)
30	Quentin Williams run	Lane (3rd)
29	Jawill Davis pass from Quentin Williams (TD)	at Grambling State (4th)
28	Frank Brown pass from Quentin Williams	Lane (4th)
28	Jontavious Carter pass from Quentin Williams	Lane (3rd)
28	Jawill Davis pass from Quentin Williams (TD)	at Grambling State (4th)
27	Quentin Williams run	Savannah State (1st)
27	Michael D. Jones pass from Quentin Williams	Lane (3rd)
26	Jawill Davis pass from Larry Brihm	at Grambling State (2nd)

RED ZONE

		TIMES IN				RUSH		PASS		-----FAILED TO SCORE INSIDE 20-----					
	SCORE	RED ZONE	SCORES	POINTS	TDS	TDS	TDS	FGS	FGA	DOWNS	INT	FUM	HALF	GAME	
at Miami (Fla.)	L, 0-45	0	0	0	0	0	0	0	0	0	0	0	0	0	
at Grambling State	W, 56-53	5	5	34	5	1	4	0	0	0	0	0	0	0	
Lane	W, 7-3	4	1	7	1	1	0	0	1	0	1	1	0	0	
Savannah State	W, 42-12	4	4	28	4	2	2	0	0	0	0	0	0	0	
at North Carolina Central															
South Carolina State															
at North Carolina A&T															
Norfolk State															
at Delaware State															
Morgan State															
vs. Florida A&M															
TOTALS		13	10	69	10	4	6	0	1	0	1	1	0	0	
OPPONENTS		16	11	65	8	3	5	3	3	1	1	0	0	0	

SEASON PCT. (OVERALL): 10 of 13 (76.9%)

SEASON PCT. (TDS): 10 of 13 (76.9%)

SEASON PCT. (FGS): 0 of 13 (0.0%)

SEASON PCT. (NO SCORE): 3 of 13 (23.1%)



2015 STATISTICS (OVERALL: 3-1, MEAC: 1-0, HOME: 2-0, AWAY: 1-1, NEUTRAL: 0-0)

BETHUNE-COOKMAN INDIVIDUAL GAME HIGHS

Rushes	15	Quentin Williams at Miami (FL) (Sep 05, 2015)
		Quentin Williams vs Lane (Sep 19, 2015)
		Anthony Jordan vs Lane (Sep 19, 2015)
Yards Rushing	100	Quentin Williams vs Savannah State (Sep 26, 2015)
TD Rushes	2	Anthony Jordan at Grambling State (Sep 12, 2015)
		Michael D. Jones vs Savannah State (Sep 26, 2015)
Long Rush	50	Michael D. Jones vs Savannah State (Sep 26, 2015)
Pass attempts	26	Larry Brihm, Jr. at Grambling State (Sep 12, 2015)
Pass completions	17	Larry Brihm, Jr. at Grambling State (Sep 12, 2015)
		Quentin Williams at Grambling State (Sep 12, 2015)
Yards Passing	244	Quentin Williams at Grambling State (Sep 12, 2015)
TD Passes	3	Larry Brihm, Jr. at Grambling State (Sep 12, 2015)
		Quentin Williams at Grambling State (Sep 12, 2015)
Long Pass	56	Larry Brihm, Jr. vs Savannah State (Sep 26, 2015)
Receptions	8	Jawill Davis at Grambling State (Sep 12, 2015)
Yards Receiving	199	Jawill Davis at Grambling State (Sep 12, 2015)
TD Receptions	2	Jawill Davis at Grambling State (Sep 12, 2015)
		Frank Brown at Grambling State (Sep 12, 2015)
		Jaime Wilson vs Savannah State (Sep 26, 2015)
Long Reception	56	Jawill Davis vs Savannah State (Sep 26, 2015)
Field Goals	0	
Long Field Goal	0	
Punts	7	Jonathan Cagle at Miami (FL) (Sep 05, 2015)
Long Punt	64	Jonathan Cagle vs Savannah State (Sep 26, 2015)
Long Punt Return	72	Frank Brown vs Lane (Sep 19, 2015)
Long Kickoff Return	31	Marquis Drayton at Miami (FL) (Sep 05, 2015)
		Jamaruz Thompkins at Grambling State (Sep 12, 2015)
Tackles	11	Diquan Richardson at Grambling State (Sep 12, 2015)
Sacks	1.5	Todney Evans at Grambling State (Sep 12, 2015)
		Atreyu Farrior vs Lane (Sep 19, 2015)
Tackles For Loss	2.5	Robert Way vs Lane (Sep 19, 2015)
Interceptions	1	Marquis Drayton at Grambling State (Sep 12, 2015)
		Jocelyn Borgella vs Savannah State (Sep 26, 2015)

BETHUNE-COOKMAN TEAM GAME HIGHS

Rushes	42	vs Savannah State (Sep 26, 2015)
Yards Rushing	289	vs Savannah State (Sep 26, 2015)
Yards Per Rush	6.9	vs Savannah State (Sep 26, 2015)
TD Rushes	3	vs Savannah State (Sep 26, 2015)
Pass attempts	48	at Grambling State (Sep 12, 2015)
Pass completions	34	at Grambling State (Sep 12, 2015)
Yards Passing	463	at Grambling State (Sep 12, 2015)
Yards Per Pass	11.2	vs Savannah State (Sep 26, 2015)
TD Passes	6	at Grambling State (Sep 12, 2015)
Total Plays	84	at Grambling State (Sep 12, 2015)
Total Offense	592	vs Savannah State (Sep 26, 2015)
Yards Per Play	8.6	vs Savannah State (Sep 26, 2015)
Points	56	at Grambling State (Sep 12, 2015)
Sacks By	3	vs Lane (Sep 19, 2015)
First Downs	27	vs Savannah State (Sep 26, 2015)
Penalties	23	vs Savannah State (Sep 26, 2015)
Penalty Yards	212	vs Savannah State (Sep 26, 2015)
Turnovers	3	vs Lane (Sep 19, 2015)
Interceptions By	1	at Grambling State (Sep 12, 2015)
		vs Savannah State (Sep 26, 2015)
Punts	10	at Miami (FL) (Sep 05, 2015)
Long Punt	64	vs Savannah State (Sep 26, 2015)
Long Punt Return	72	vs Lane (Sep 19, 2015)

OPPONENT INDIVIDUAL GAME HIGHS

Rushes	21	Marcus Reynolds, vs Lane (Sep 19, 2015)
Yards Rushing	85	Mark Walton, at Miami (FL) (Sep 05, 2015)
TD Rushes	1	Mark Walton, at Miami (FL) (Sep 05, 2015)
		Joe Yearby, at Miami (FL) (Sep 05, 2015)
		Trayone Gray, at Miami (FL) (Sep 05, 2015)
		Martez Carter, at Grambling State (Sep 12, 2015)
		J. Williams, at Grambling State (Sep 12, 2015)
Long Rush	35	Martez Carter, at Grambling State (Sep 12, 2015)
Pass attempts	48	J. Williams, at Grambling State (Sep 12, 2015)
Pass completions	31	J. Williams, at Grambling State (Sep 12, 2015)
Yards Passing	347	J. Williams, at Grambling State (Sep 12, 2015)
TD Passes	4	J. Williams, at Grambling State (Sep 12, 2015)
Long Pass	43	J. Williams, at Grambling State (Sep 12, 2015)
Receptions	11	Chad Williams, at Grambling State (Sep 12, 2015)
Yards Receiving	140	Chad Williams, at Grambling State (Sep 12, 2015)
TD Receptions	2	Chad Williams, at Grambling State (Sep 12, 2015)
		Chester Rogers, at Grambling State (Sep 12, 2015)
Long Reception	43	Chad Williams, at Grambling State (Sep 12, 2015)
Field Goals	3	Marc Orozco, at Grambling State (Sep 12, 2015)
Long Field Goal	42	Marc Orozco, at Grambling State (Sep 12, 2015)
		John Barron, vs Savannah State (Sep 26, 2015)
Punts	5	John Barron, vs Savannah State (Sep 26, 2015)
Long Punt	55	Justin Vogel, at Miami (FL) (Sep 05, 2015)
Long Punt Return	72	Corn Elder, at Miami (FL) (Sep 05, 2015)
Long Kickoff Return	44	Chester Rogers, at Grambling State (Sep 12, 2015)
Tackles	15	Dwayne Brown, vs Lane (Sep 19, 2015)
Sacks	2.0	M. Jolivet, at Grambling State (Sep 12, 2015)
Tackles For Loss	2.5	Marques Gayot, at Miami (FL) (Sep 05, 2015)
		Michael Craig, vs Lane (Sep 19, 2015)
Interceptions	1	Artie Burns, at Miami (FL) (Sep 05, 2015)
		R. Jenkins, at Miami (FL) (Sep 05, 2015)
		Ira George-Coat, vs Lane (Sep 19, 2015)
		Leonardo Myers, vs Savannah State (Sep 26, 2015)

OPPONENT TEAM GAME HIGHS

Rushes	42	at Grambling State (Sep 12, 2015)
Yards Rushing	195	at Miami (FL) (Sep 05, 2015)
Yards Per Rush	7.5	at Miami (FL) (Sep 05, 2015)
TD Rushes	3	at Miami (FL) (Sep 05, 2015)
Pass attempts	48	at Grambling State (Sep 12, 2015)
Pass completions	31	at Grambling State (Sep 12, 2015)
Yards Passing	347	at Grambling State (Sep 12, 2015)
Yards Per Pass	7.2	at Grambling State (Sep 12, 2015)
TD Passes	4	at Grambling State (Sep 12, 2015)
Total Plays	90	at Grambling State (Sep 12, 2015)
Total Offense	524	at Grambling State (Sep 12, 2015)
Yards Per Play	6.6	at Miami (FL) (Sep 05, 2015)
Points	53	at Grambling State (Sep 12, 2015)
Sacks By	5	at Miami (FL) (Sep 05, 2015)
		at Grambling State (Sep 12, 2015)
First Downs	30	at Grambling State (Sep 12, 2015)
Penalties	11	at Grambling State (Sep 12, 2015)
Penalty Yards	139	at Grambling State (Sep 12, 2015)
Turnovers	3	at Grambling State (Sep 12, 2015)
Interceptions By	2	at Miami (FL) (Sep 05, 2015)
Punts	5	at Grambling State (Sep 12, 2015)
		vs Lane (Sep 19, 2015)
		vs Savannah State (Sep 26, 2015)
Long Punt	55	at Miami (FL) (Sep 05, 2015)
Long Punt Return	72	at Miami (FL) (Sep 05, 2015)



PARTICIPATION

NO	GP/GS	PLAYER	MIA	GSU	LC	SSU	NCCU	SCSU	NCAT	NSU	DSU	MSU	FAMU
62	3/-	Charles Allen	XXX	XXX	XXX	...							
64	4/-	Murphy Allen	XXX	XXX	XXX	XXX							
49	4/2	Delwaun Beard	START	START	XXX	XXX							
77	3/3	Dariusz Bladek	START	START	START	...							
20	4/2	Jocelyn Borgella	XXX	XXX	START	START							
42	4/4	Trenton Bridges	START	START	START	START							
2	4/-	Larry Brihm	XXX	XXX	XXX	XXX							
14	2/-	Brandon Brooks	XXX	XXX							
15	4/3	Frank Brown	XXX	START	START	START							
72	4/-	David Bryant	XXX	XXX	XXX	XXX							
94	2/-	Stephen Bundy	...	XXX	...	XXX							
29	3/-	Michael Butler	XXX	XXX	...	XXX							
53	4/2	Taivon Butler	START	XXX	START	XXX							
45	2/-	Patrick Byndloss	XXX	XXX							
83	2/-	Courtney Bynes	...	XXX	XXX	...							
38	4/-	Jonathan Cagle	XXX	XXX	XXX	XXX							
4	4/1	Jontavious Carter	START	XXX	XXX	XXX							
92	3/-	Khaleel Castillo	XXX	XXX	...	XXX							
24	2/1	James Darby	START	XXX							
99	1/-	Jarren Davis	XXX							
17	4/3	Jawill Davis	XXX	START	START	START							
19	4/1	Jeremy Davis	XXX	START	XXX	XXX							
88	3/-	Kameron Davis	XXX	...	XXX	XXX							
6	4/4	Marquis Drayton	START	START	START	START							
98	2/1	Junior Estelus	...	START	XXX	...							
55	4/2	Todney Evans	XXX	XXX	START	START							
46	4/-	Atreyu Farrior	XXX	XXX	XXX	XXX							
39	4/-	Javaunie Francis	XXX	XXX	XXX	XXX							
82	1/-	Denzel Hanna	XXX							
31	4/-	Terry Harden	XXX	XXX	XXX	XXX							
59	2/-	Drew Harris	XXX	XXX							
41	3/-	Uriel Hernandez	...	XXX	XXX	XXX							
40	1/-	Caleb Holmes	XXX							
27	4/-	Leroy Holt	XXX	XXX	XXX	XXX							
67	2/-	Chris Hudson	...	XXX	...	XXX							
57	4/4	Trevin Huff	START	START	START	START							
13	4/-	Deitrich Johnson	XXX	XXX	XXX	XXX							
37	1/-	Donald Johnson	XXX							
85	4/-	Julian Johnson	XXX	XXX	XXX	XXX							
79	1/-	Alex Jones	XXX							
21	4/1	Michael D. Jones	XXX	START	XXX	XXX							
1	4/3	Anthony Jordan	START	XXX	START	START							
86	4/1	Ja-Quan Lumas	START	XXX	XXX	XXX							
70	4/-	Justin Martinez	XXX	XXX	XXX	XXX							
43	4/-	Deonte Mayo	XXX	XXX	XXX	XXX							
93	1/-	Anthony Meyers	XXX	...							
35	4/3	Elliott Miller	START	START	START	XXX							
80	4/4	Keavon Mitchell	START	START	START	START							
69	4/4	Dwayne Montgemery	START	START	START	START							
36	4/-	Alexander Morales	XXX	XXX	XXX	XXX							
66	4/4	Dazzie Morris	START	START	START	START							
12	4/1	Dre'Sean Nelson	START	XXX	XXX	XXX							
71	4/2	Phillip Norman	XXX	XXX	START	START							
47	4/-	Werley Placide	XXX	XXX	XXX	XXX							
95	1/-	DiShawn Ray	XXX	...							
22	4/1	Diquan Richardson	XXX	XXX	XXX	START							



PARTICIPATION

NO	GP/GS	PLAYER	MIA	GSU	LC	SSU	NCCU	SCSU	NCAT	NSU	DSU	MSU	FAMU
28	2/-	Cameron Rigby	XXX	XXX							
9	4/-	Veion Robinson	XXX	XXX	XXX	XXX							
18	3/-	Andre Scott	...	XXX	XXX	XXX							
33	4/-	Ky're Simmons	XXX	XXX	XXX	XXX							
34	4/4	Ty're Simmons	START	START	START	START							
16	4/4	Donald Smith	START	START	START	START							
44	4/-	Jason Smith	XXX	XXX	XXX	XXX							
58	4/4	Jamal Thomas	START	START	START	START							
30	4/-	Jamaruz Thompkins	XXX	XXX	XXX	XXX							
91	4/2	Kevin Thompson	XXX	XXX	START	START							
78	3/-	Travis Turner	XXX	...	XXX	XXX							
11	4/4	Robert Way	START	START	START	START							
23	4/-	Michael Westray	XXX	XXX	XXX	XXX							
26	4/-	Cary White	XXX	XXX	XXX	XXX							
75	1/-	Troy Wilkins	...	XXX							
25	4/-	Arthur Williams	XXX	XXX	XXX	XXX							
84	3/-	Milton Williams	XXX	XXX	XXX	...							
3	4/4	Quentin Williams	START	START	START	START							
51	4/2	Tony Williams	START	START	XXX	XXX							
8	4/3	Jaime Wilson	XXX	START	START	START							
52	4/3	Romia Wilson	START	START	XXX	START							
50	3/1	DeMarcus Womack	XXX	XXX	...	START							
48	1/-	Brandon Woods	XXX							

**The Last Time Bethune-Cookman...**

shut out its opponent: South Carolina State, 14-0, 2010
 rushed for 300 yards: 334 vs. North Carolina Central, 2014
 rushed for 400 yards: 475 vs. Hampton, 2013
 rushed for 500 yards: 578 vs. Albany State, 1994
 had less than 25 rushes: 24 at Hampton, 2007
 had less than 50 yards rushing: 5 at North Carolina A&T, 2011
 had less than 100 yards rushing: 53 at South Carolina State, 2014
 attempted less than 10 passes: 9 vs. Howard, 2008
 attempted 40 passes: 45 vs. South Carolina State, 2011
 attempted 50 passes: 51 at Delaware State, 1995
 completed less than five passes: 4 at Savannah State, 2009
 completed 25 passes: 25 vs. South Carolina State, 2011
 completed 30 passes: 31 at Norfolk State, 1995
 had less than 50 yards passing: 38 at FIU, 2013
 passed for 300 yards: 304 at Coastal Carolina, 2013
 passed for 400 yards: 450 at Delaware State, 1993
 passed for 500 yards: 527 vs. Georgia Southern, 1984
 had less than 100 yards of total offense: 97 vs. South Carolina State, 2009
 had less than 200 yards of total offense: 175 at South Carolina State, 2014
 had 500 yards of total offense: 543 at Savannah State, 2014
 had 600 yards of total offense: 625 vs. Savannah State, 2011
 had 700 yards of total offense: *Never accomplished*
 had less than 10 first downs: 5 at North Carolina A&T, 2011
 had 30 first downs: 30 vs. Hampton, 2013
 did not punt: vs. Virginia Union, 2013
 punted 10 times: 11 at FIU, 2003
 had nine turnovers: *N/A*
 had four turnovers: at South Carolina State, 2014
 lost six fumbles: vs. Shaw, 2009
 threw five interceptions: 5 at Norfolk State, 2009
 was not penalized: *Never accomplished*
 was penalized 10 times: 12 vs. Howard, 2014
 accumulated 100 yards of penalties: 126 vs. Howard, 2014
 scored 50 points: 59 vs. Savannah State, 2011
 scored 60 points: 66 vs. Virginia Union, 2013
 trailed after three quarters, but rallied to win: Trained vs. North Carolina Central, 20-13, and rallied to win, 34-20, in 2014
 came from 10 points behind on the road to win: Trained vs. South Carolina State (Charleston, S.C.), 14-0, and rallied to win 45-21, in 2006
 had possession time of 40 minutes: 43:41 at South Carolina State, 2010
 scored four touchdowns in a quarter: vs. Prairie View A&M (Orlando, Fla.), 2011 (2nd quarter)
 ran 90 plays in a game: 90 at Morgan State, 2010
 did not fumble: at FIU, 2014
 did not fumble and the opponent did not fumble: at FIU, 2014
 had back-to-back games without a fumble: at Tennessee State & vs. Virginia Union, 2013

The Last Time a Wildcat...

had 25 carries in a game: 29 by Isidore Jackson vs. Florida A&M (Orlando, Fla.), 2013
 had 30 carries in a game: 34 by Isidore Jackson at Norfolk State, 2011
 ran for 100 yards: 102 by Anthony Jordan vs. Howard, 2014
 ran for 150 yards: 182 by Isidore Jackson at N.C. Central, 2013
 ran for 200 yards: 203 by David Blackwell vs. Savannah State, 2011
 ran for 250 yards: 284 by Pa'Tell Troutman vs. Norfolk State, 1998
 had a 50-yard scoring run: 58 by Anthony Jordan at FIU, 2013
 had a 50-yard non-scoring run: 51 by Michael D. Jones vs. Delaware State, 2014
 had a 75-yard scoring run: 79 by Anthony Jordan vs. Howard, 2014
 had an 80-yard scoring run: 80 by David Blackwell vs. Savannah State, 2011
 had two players gain 100 yards rushing: Michael D. Jones (117) and Larry Brihm (104) vs. North Carolina Central, 2014
 had three players gain 100 yards rushing: Isidore Jackson (123), Rodney Scott (103) and Brodrick Waters (100) vs. Alabama State (Orlando, Fla.), 2012
 quarterback rushed for 100 yards: 104 by Larry Brihm vs. North Carolina Central, 2014
 wide receiver rushed for 100 yards: 117 by Michael D. Jones vs. N.C. Central, 2014
 rushed and passed for 100 yards: Larry Brihm vs. N.C. Central, 2014 (119 passing, 104 rushing)
 attempted 40 passes: 45 by Jamarr Robinson vs. South Carolina State, 2011
 attempted 45 passes: 45 by Jamarr Robinson vs. South Carolina State, 2011
 completed 25 passes: 25 by Jamarr Robinson vs. South Carolina State, 2011
 completed 30 passes: 31 by Todd Walker at Norfolk State, 1995
 passed for 300 yards: 367 by Jarod Rucker vs. South Carolina State (Charleston, S.C.), 2006
 passed for 400 yards: 450 by Michael Jackson at Delaware State, 1993
 threw three scoring passes: 3 by Larry Brihm at Savannah State, 2014
 threw four scoring passes: 4 by Todd Walker at Norfolk State, 1995
 threw five scoring passes: 5 by Jarod Rucker vs. South Carolina State, 2007 (ties B-CU record)
 player threw a 75-yard TD pass: 76 by Quentin Williams at Preston Cleckley vs. N.C. Central, 2012

quarterback came off the bench to lead team to win: Larry Brihm vs. N.C. Central, 2014, replaced starter Quentin Williams
 had 50 plays, running and passing: 51 by Jimmie Russell at Morgan State, 2006 (36 passes, 15 rushes)
 caught 10 passes: 14 by Eric Weems vs. Delaware State, 2006
 had 100 yards receiving: 130 by Eddie Poole vs. South Carolina State, 2013
 had 150 yards receiving: 166 by Eric Weems vs. Delaware State, 2006
 had 200 yards receiving: 226 by James Adderly vs. Norfolk State, 1998
 had two players gain 100 yards receiving: Stephon Walker (123) and Paul Neufville (112) vs. South Carolina State (Charleston, S.C.), 2006
 had 300 yards of total offense: 316 by David Blackwell vs. Fort Valley State, 2011
 had 400 yards of total offense: 426 by Jimmie Russell vs. Florida A&M (Orlando, Fla.), 2004
 scored three touchdowns: 3 by Anthony Jordan vs. North Carolina Central, 2014
 scored four touchdowns: 4 by Jimmie Russell vs. Morgan State, 2005
 scored three touchdowns of 25 yards or more: *N/A*
 ran for three touchdowns: 3 by Anthony Jordan vs. North Carolina Central, 2014
 ran for four touchdowns: 4 by Jimmie Russell vs. Morgan State, 2005
 accounted for five touchdowns: 5 by Jarod Rucker vs. South Carolina State (Charleston, S.C.), 2006
 caught three touchdown passes: 3 by Jonathan Summer at North Carolina A&T, 2004
 caught four touchdown passes: 4 by James Adderly vs. Norfolk State, 1998
 caught three touchdown passes in a quarter: *Never accomplished*
 scored a touchdown in the final minute of regulation to win: Allen Suber pass to Eric Weems for 18 yards, vs. Florida A&M (Orlando, Fla.), 2003
 a non-quarterback completed a pass: Michael Dunn to Paul Neufville for 54 yards at North Carolina A&T, 2005
 a non-quarterback threw a touchdown pass: Terry Anderson to Don Williams for 75 yards vs. Albany State, 1976
 a non-quarterback threw a touchdown pass to a quarterback: *Never accomplished*
 returned a kickoff for a touchdown: Eddie Poole, 37 yards vs. Howard, 2010
 returned the opening kickoff for a touchdown: Eugene Monts, 95 yards vs. Tuskegee, 1975
 returned a punt for a touchdown: Michael Williams vs. Hampton, 76 yards, 2009
 returned two punts for touchdowns: *N/A*
 returned an interception for a touchdown: Tim Burke at FIU, 92 yards, 2013
 returned a fumble for a touchdown: Donald Smith, 3 yards at South Carolina State, 2014
 recovered a fumble in the end zone for a touchdown: Tyrone Bouie, Jr. at South Carolina State, 2012
 offensive lineman scored a touchdown: *Never accomplished*
 blocked a punt: LeRoy Holt vs. Delaware State, 2014
 blocked 2 punts in a game: *N/A*
 blocked 3 punts in a game: *N/A*
 blocked a punt for a touchdown: Leroy Holt blocked a Jeremiah McGeough punt and recovered the ball in the end zone for a touchdown vs. Delaware State, 2014
 blocked a field goal: David Perry at South Carolina State, 2014
 blocked an extra point attempt: Erik Williams vs. North Carolina Central, 2014
 had a 60-yard punt: 61 by Jonathan Cagle at FIU, 2014
 had a 70-yard punt: 71 by Justin Keable vs. Jacksonville, 2007
 kicked a 50-yard field goal: Jesus Cortez, 51 yards vs. Florida A&M (Orlando, Fla.), 2005
 kicked four field goals: 4 by Marc McLachlan vs. South Carolina State, 1989
 kicked a game-winning field goal: Kory Kowalski, 40 yards, at Delaware State, 2009
 scored a two-point conversion: Justin Henderson pass from Larry Brihm vs. Grambling, 2014
 had two interceptions: Thomas Finnie at Savannah State, 2014
 had three interceptions: Michael Williams at Morgan State, 2010
 had four interceptions: Rashean Mathis vs. Delaware State, 2000
 had five interceptions: Alvin Wyatt, Sr. vs. Albany State, 1969
 had two interceptions in the same quarter: Michael Williams, 3rd quarter, at Morgan State, 2010
 defensive lineman scored a touchdown: tackle Erik Williams returned an interception 41 yards for a touchdown vs. Virginia Union, 2013
 had 20 or more tackles: 20 by Jarkevis Fields vs. Norfolk State, 2013
 had three sacks: Ryan Davis at Norfolk State, 2011
 had four sacks: 5 by Anthony Hubbard (B-CU record) vs. Delaware State, 2002
 scored a safety: Rony Barrow sacked Norfolk State quarterback Terrance Ervin in the end zone, 2014
 returned a blocked extra point for two points: Ben Ballard vs. Morgan State, 2007
 ran for a touchdown, caught a touchdown, and threw a touchdown pass: *N/A*



2015 BETHUNE-COOKMAN WILDCATS ROSTER

ALPHABETICAL ROSTER

NO	NAME	POS
62	Charles Allen	OL
64	Murphy Allen	LS
60	Marcel Anderson	OL
49	Delwaun Beard	DE
77	Dariusz Bladek	OL
20	Jocelyn Borgella	DB
42	Trenton Bridges	LB
2	Larry Brihm	QB
14	Brandon Brooks	WR
15	Frank Brown	WR
72	David Bryant	OL
94	Stephen Bundy	DL
29	Michael Butler	SAF
53	Taivon Butler	DL
45	Patrick Byndloss	DB
83	Courtney Bynes	WR
38	Jonathan Cagle	P
4	Jontavious Carter	WR
92	Khaleel Castillo	DL
5	Travares Copeland	WR
24	James Darby II	DB
99	Jarren Davis	DL
17	Jawill Davis	WR
19	Jeremy Davis	DB
88	Kameron Davis	TE
89	Kendon Davis	WR
7	Danny Dillard	RB
6	Marquis Drayton	DB
98	Junior Estelus	DL
55	Todney Evans	DL
46	Atreyu Farrior	LB
39	Javaunie Francis	K
32	Kenny Gant	RB
82	Denzel Hanna	WR
31	Terry Harden	DB
59	Drew Harris	DL
41	Uriel Hernandez	K
40	Caleb Holmes	DB
27	Leroy Holt	DB
67	Chris Hudson	OL
57	Trevin Huff	OL
73	Christian Hughley	OL
61	Metuschellah Jeudy	OL
13	Deitrich Johnson	CB
37	Donald Johnson	DB
85	Julian Johnson	TE
79	Alex Jones	DL
21	Michael Jones	RB
1	Anthony Jordan	RB
86	Ja-Quan Lumas	TE
54	Kim Mack	LB
70	Justin Martinez	OL
43	Deonte Mayo	LB
93	Anthony Meyers	DL
35	Elliott Miller	CB
80	Keavon Mitchell	WR
69	Dwayne Montgomery	OL
36	Alexander Morales	DB
66	Dazzie Morris	OL
12	Dre'Sean Nelson	RB
71	Phillip Norman	OL
47	Werley Placide	LB

NUMERICAL ROSTER

NO	NAME	POS	HT	WT	CL-EXP	HOMETOWN / HIGH SCHOOL (PREVIOUS SCHOOL)
1	Anthony Jordan	RB	6-0	217	Grad.-3L	Atlanta, Ga./North Atlanta HS
2	Larry Brihm	QB	5-11	209	R-Soph.-1L	Delray Beach, Fla./Village Academy
3	Quentin Williams	QB	5-11	209	R-Sr.-3L	Tampa, Fla./Jefferson HS
4	Jontavious Carter	WR	6-3	200	R-Jr.-1L	Cordele, Ga./Crisp County HS (Miami [Fla.])
5	Travares Copeland	WR	5-10	189	Jr.-TR	Port St. Lucie, Fla./Treasure Coast HS (NC State)
6	Marquis Drayton	DB	6-1	201	R-Sr.-3L	Ft. Lauderdale, Fla./Dillard HS (North Carolina Tech Prep)
7	Danny Dillard	RB	6-2	229	R-Soph.-1L	Bradenton, Fla./Venice HS (Miami [Fla.])
8	Jaime Wilson	WR	5-10	210	R-Jr.-1L	Belle Glade, Fla./Glades Central HS (Western Michigan)
9	Veion Robinson	LB	6-0	209	Soph.-TR	Hampton, Ga./Lovejoy HS (Middle Tennessee)
10	Akevious Williams	QB	6-2	188	Fr.-HS	Madison, Fla./Madison County HS
11	Robert Way	LB	6-1	209	R-Sr.-1L	Belle Glade, Fla./Glades Central HS (Marshall)
12	Dre'Sean Nelson	RB	5-6	170	Jr.-2L	Ft. Lauderdale, Fla./Dillard HS
13	Deitrich Johnson	CB	6-0	175	Grad.-TR	Texas City, Texas/Galveston Ball HS (Prairie View A&M)
14	Brandon Brooks	WR	6-2	192	R-Jr.-TR	Jacksonville, Fla./First Coast HS (Troy)
15	Frank Brown	WR	5-11	185	R-Soph.-1L	Palm Beach Gardens, Fla./Palm Beach Gardens HS
16	Donald Smith	LB	6-0	227	R-Sr.-3L	Tampa, Fla./Spoto HS (Iowa State)
17	Jawill Davis	WR	5-11	177	R-Soph.-1L	Miami, Fla./American HS
18	Andre Scott	WR	6-0	190	R-Jr.-1L	Orlando, Fla./Oak Ridge HS (Marshall)
19	Jeremy Davis	DB	6-0	177	R-Jr.-1L	Cape Coral, Fla./Milford Academy (UCF)
20	Jocelyn Borgella, Jr.	DB	5-6	183	Sr.-3L	Miami, Fla./La Salle HS
21	Michael Jones	RB	5-11	197	Jr.-2L	Sarasota, Fla./Booker HS
22	Diquan Richardson	SAF	5-11	167	Soph.-TR	Alvin, S.C./Fort Dorchester HS (Paine)
23	Michael Westray	DB	6-1	200	R-Jr.-1L	Waldorf, Md./Westlake HS (Duke)
24	James Darby II	DB	5-8	180	R-Fr.-SQ	Miami, Fla./Booker T. Washington HS
25	Arthur Williams	DB	6-3	204	Soph.-1L	Sebring, Fla./Sebring HS (Massachusetts)
26	Cary White	RB	5-8	234	Grad.-2L	Tampa, Fla./Sickles HS (Florida Atlantic)
27	Leroy Holt	DB	5-8	173	Sr.-1L	Menifee, Calif./Rancho Verde HS (Mt. San Jacinto College)
28	Cameron Rigby	RB	5-7	177	R-Fr.-SQ	Miramar, Fla./Miramar HS
29	Michael Butler	SAF	6-0	202	R-Jr.-1L	Coral Springs, Fla./Coral Springs Charter (Western Michigan)
30	Jamaruz Thompkins	RB	5-11	211	Jr.-2L	Tampa, Fla./Tampa Bay Tech
31	Terry Harden	DB	6-0	175	R-Soph.-1L	West Park, Fla./Hollywood Hills HS
32	Kenny Gant	RB	5-9	192	Fr.-HS	Warner Robins, Ga./Houston County HS
33	Ky're Simmons	DB	5-9	177	Sr.-3L	St. Augustine, Fla./St. Augustine HS
34	Ty're Simmons	DB	5-9	171	Sr.-3L	St. Augustine, Fla./St. Augustine HS
35	Elliott Miller	CB	5-9	158	Fr.-HS	Miami, Fla./Norland HS
36	Alexander Morales	DB	5-10	211	R-Fr.-SQ	Miami, Fla./Hialeah HS
37	Donald Johnson	DB	6-0	175	Fr.-HS	Jacksonville, Fla./University Christian HS
38	Jonathan Cagle	P	6-3	183	Jr.-1L	Pensacola, Fla./Pine Forest HS
39	Javaunie Francis	K	6-2	236	Fr.-HS	Miami, Fla./Miami Central HS
40	Caleb Holmes	DB	5-9	191	Fr.-HS	Jacksonville, Fla./Raines HS
41	Uriel Hernandez	K	5-4	209	Fr.-HS	Homestead, Fla./Homestead HS
42	Trenton Bridges	LB	6-0	234	R-Fr.-SQ	DeLand, Fla./DeLand HS
43	Deonte Mayo	LB	6-2	209	R-Fr.	Ocala, Fla./Forest HS
44	Jason Smith, Jr.	LB	6-0	213	Sr.-1L	Hialeah, Fla./American HS (Dodge City CC)
45	Patrick Byndloss	DB	5-11	182	R-Sr.-TR	North Lauderdale, Fla./Zion Lutheran Christian (Methodist)
46	Atreyu Farrior	LB	6-2	232	R-Soph.-1L	Lakeland, Fla./Kathleen HS
47	Werley Placide	LB	6-3	223	Jr.-2L	Boca Raton, Fla./Olympic HS
48	Brandon Woods	CB	5-11	175	Sr.-HS	Jacksonville, Fla./Andrew Jackson HS
49	Delwaun Beard	DE	6-3	235	Jr.-TR	Culver City, Calif./Culver City HS (Santa Monica College)
50	DeMarcus Womack	DL	6-3	348	Jr.-TR	Orlando, Fla./Jones HS (Globe Tech)
51	Tony Williams	DL	6-2	276	Jr.-TR	Jackson, Miss./Murrah HS (Mississippi Delta CC)
52	Romia Wilson	OL	5-10	310	Sr.-3L	Cedar Bluff, Miss./West Point HS (Northeast Mississippi CC)
53	Taivon Butler	DL	6-2	251	Soph.-TR	Reidsville, Ga./Tattnall County HS (Paine)
54	Kim Mack	LB	6-0	180	R-Fr.	Daytona Beach, Fla./Atlantic HS
55	Todney Evans	DL	6-2	222	R-Fr.-TR	Delray Beach, Fla./Atlantic HS (Middle Tennessee State)
57	Trevin Huff	OL	6-4	291	R-Jr.	Tallahassee, Fla./Lincoln HS
58	Jamal Thomas	DL	6-2	295	Fr.	Sharpsburg, Ga./East Coweta HS
59	Drew Harris	DL	6-4	250	Fr.	Stone Mountain, Ga./Stephenson HS



2015 BETHUNE-COOKMAN WILDCATS ROSTER

NUMERICAL ROSTER

NO	NAME	POS	HT	WT	CL.-EXP	HOMETOWN / HIGH SCHOOL (PREVIOUS SCHOOL)
60	Marcel Anderson	OL	6-2	340	Fr.-HS	Wilmington, N.C./New Hanover HS
61	Metuschellah Jeudy	OL	6-3	319	Sr.-HS	Miami, Fla./Miami Southridge Senior HS
62	Charles Allen	OL	6-3	310	Fr.-HS	Melbourne, Fla./Palm Bay HS
63	Jarrett Tingler	OL	6-3	307	Jr.-TR	Harrisburg, Pa./Central Dauphin East HS (Lackawanna CC)
64	Murphy Allen	LS	6-2	260	R-Soph.-1L	Starke, Fla./Bradford HS (Florida Atlantic)
66	Dazzie Morris	OL	6-2	320	Jr.-2L	Apopka, Fla./Apopka HS
67	Chris Hudson	OL	6-5	308	R-Fr.-HS	Ocala, Fla./West Port HS
69	Dwayne Montgemory	OL	6-3	305	Grad.-2L	Ft. Lauderdale, Fla./Dillard HS (Western Kentucky)
70	Justin Martinez	OL	6-3	275	R-Soph.-TR	Port St. Lucie, Fla./St. Lucie West Centennial HS (Western Kentucky)
71	Phillip Norman	OL	6-4	318	R-Soph.-1L	Sebastian, Fla./Sebastian River HS
72	David Bryant	OL	6-7	336	Soph.-HS	Summerville, S.C./Cane Bay HS
73	Christian Hughley	OL	6-2	361	Fr.-HS	Griffin, Ga./Griffin HS
75	Troy Wilkins	OL	6-0	321	R-Fr.-SQ	Miami, Fla./Miami Northwestern HS
76	Demetrius Weaver	OL	6-3	275	R-Fr.-SQ	Pompano Beach, Fla./Blanche Ely HS
77	Dariusz Bladek	OL	6-4	329	R-Jr.-2L	Kissimmee, Fla./Poinciana HS
78	Travis Turner	OL	6-4	302	R-Sr.-1L	Miami, Fla./North Miami Beach HS (Western Michigan)
79	Alex Jones	DL	6-2	287	Fr.-HS	Ocala, Fla./Vanguard HS
80	Keavon Mitchell	WR	5-9	173	Fr.-HS	Hollywood, Fla./Flanagan HS
82	Denzel Hanna	WR	6-0	189	R-Soph.-1L	Orlando, Fla./Dr. Phillips HS
83	Courtney Bynes	WR	5-9	156	R-Sr.-1L	Lauderdale Lakes, Fla./Boyd Anderson HS (Western Michigan)
84	Milton Williams	WR	5-9	165	R-Fr.-SQ	Sanford, Fla./Seminole HS
85	Julian Johnson	TE	6-4	258	R-Sr.-1L	Orlando, Fla./Lake Highland Prep (Snow College)
86	Ja-Quan Lumas	TE	6-3	230	R-Soph.-2L	Orlando, Fla./Jones HS
87	Nicholas Roos	TE	6-7	263	Fr.-HS	Ormond Beach, Fla./Mainland HS
88	Kameron Davis	TE	6-5	280	R-Soph.-TR	Oakland Park, Fla./Northeast HS (USF)
89	Kendon Davis	WR	6-1	184	R-Fr.-SQ	Lauderhill, Fla./Plantation Senior HS
91	Kevin Thompson	DL	6-4	230	Soph.-HS	Baltimore, Md./Benjamin Franklin HS
92	Khaleel Castillo	DL	6-0	270	Sr.-1L	Houston, Texas/Bellair HS (Erie CC)
93	Anthony Meyers	DL	6-2	352	Soph.-TR	Washington, Ga./Washington-Wilkes HS (Paine)
94	Stephen Bundy	DL	6-3	298	Jr.-TR	Gilbert, Ariz./Gilbert HS (Scottsdale CC)
95	DiShawn Ray	DL	6-4	305	Jr.-2L	Jesup, Ga./Wayne County HS
98	Junior Estelus	DL	6-1	322	R-Sr.-2L	West Palm Beach, Fla./Lake Worth HS (Western Michigan)
99	Jarren Davis	DL	6-3	271	R-Soph.-1L	Jacksonville, Fla./Stanton HS

COACHING STAFF

Head Coach: Terry Sims (First season | Knoxville, 1994)
Asst. HC/ TEs: Lawal McCray (Sixth season, Bethune-Cookman, 1991)
Assoc. HC/Def. Coord.: Charles "Yogi" Jones (Sixth season | Pittsburgh, 1983)
Offensive Coordinator/QBs: Jim Pry (Fourth season | Marshall, 1974)
Special Teams Coordinator: Aashon Larkins (First season | Lehigh, 2003)
Cornerbacks: Terry Williams (17th season | Bethune-Cookman, 1988)
Defensive Line: Earl Lane (Fifth season | Northwood, 1980)
Offensive Line: John Powers (Sixth season | Villanova, 1990)
Running Backs: Carl Franks (Second season | Duke, 1983)
Safeties: Darrin Hayes (First season | Knoxville, 1993)
Wide Receivers: Will Glover (First season | Clayton State, 2009)

SUPPORT STAFF

Football Operations: Jeff Fagan (22nd season | Bethune-Cookman, 1981)
Player Personnel: Jean Dessein (First season | Bethune-Cookman, 2013)
Quality Control (Defense): Ryan Lewis (Second season | Bethune-Cookman, 2012)
Quality Control (Offense): Matt Johnson (First season | Bethune-Cookman, 2010)
Defensive Analyst: Tim Burke (First season | Bethune-Cookman, 2014)
Strength Coach: Corliss Fingers (First season | North Carolina, 1992)
Athletic Trainer: Scott Armstrong (Second season | Texas State, 2006)
Media & Video Coordinator: Russell Delaughter
Equipment Coordinator: Michael Humphrey
Administrative Asst. to the Head Coach: Lakiah Robinson

ALPHABETICAL ROSTER

NO	NAME	POS
95	DiShawn Ray	DL
22	Diquan Richardson	SAF
28	Cameron Rigby	RB
9	Veion Robinson	LB
87	Nicholas Roos	TE
18	Andre Scott	WR
33	Ky're Simmons	DB
34	Ty're Simmons	DB
16	Donald Smith	LB
44	Jason Smith, Jr.	LB
58	Jamal Thomas	DL
30	Jamaruz Thompkins	RB
91	Kevin Thompson	DL
63	Jarrett Tingler	OL
78	Travis Turner	OL
11	Robert Way	LB
76	Demetrius Weaver	OL
23	Michael Westray	DB
26	Cary White	RB
75	Troy Wilkins	OL
10	Akevious Williams	QB
25	Arthur Williams	DB
3	Quentin Williams	QB
84	Milton Williams	WR
51	Tony Williams	DL
8	Jaime Wilson	WR
52	Romia Wilson	OL
50	DeMarcus Womack	DL
48	Brandon Woods	CB



WILDCATS PLAYER SPOTLIGHTS




2 • LARRY BRIHM, JR. • R-SO • QB

YEAR	GP-GS	YDS	TD-INT	PCT
2015	4-0	351	3-1	57.1
Career	16-1	842	7-1	60.2



15 • FRANK BROWN • R-SO • WR

YEAR	GP-GS	REC	YDS	TD
2015	4-3	13	133	2
Career	15-10	33	514	6




17 • JAWILL DAVIS • SO • WR

YEAR	GP-GS	REC	YDS	TD
2015	4-3	15	334	3
Career	19-3	20	374	3



6 • MARQUIS DRAYTON • R-SR • SS

YEAR	GP-GS	TACK	PBU	INT
2015	4-4	6	1	1
Career	40-20	91	10	5




1 • ANTHONY JORDAN • GRAD • RB

YEAR	GP-GS	RUSH	YDS	TD
2015	4-3	45	173	4
Career	35-15	306	1,380	30



22 • DIQUAN RICHARDSON • SO • FS

YEAR	GP-GS	TACK	TFL	PBU
2015	4-1	22	0	1
Career	4-1	22	0	1



16 • DONALD SMITH • R-SR • LB

YEAR	GP-GS	TACK	TFL	SACK
2015	4-4	18	2.0	0.0
Career	32-19	106	10.0	0.0



11 • ROBERT WAY • R-SR • LB

YEAR	GP-GS	TACK	TFL	SACK
2015	4-4	22	2.5	0.0
Career	16-4	39	6.0	0.0



3 • QUENTIN WILLIAMS • R-SR • QB

YEAR	GP-GS	YDS	TD-INT	PCT
2015	4-4	627	5-2	63.6
Career	37-30	4,496	21-18	61.9